



# Wing Luke Elementary

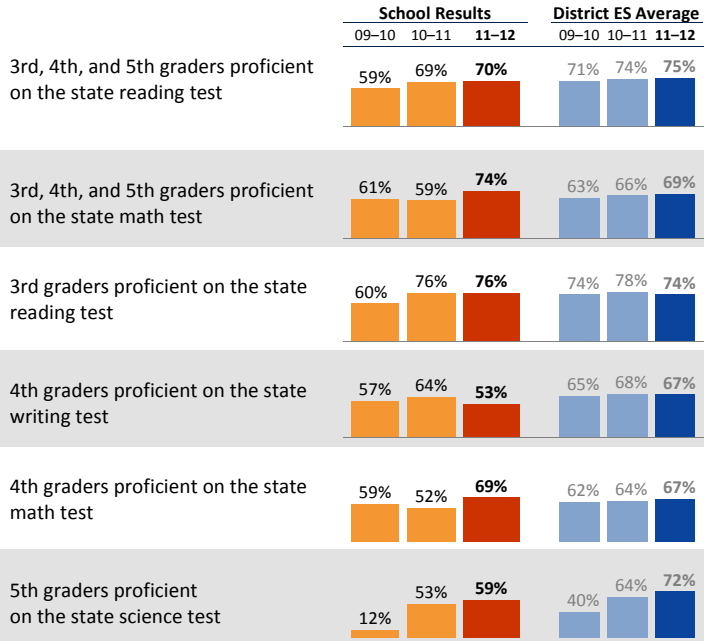
Davy Muth, Principal

## School Report for the 2011–2012 School Year

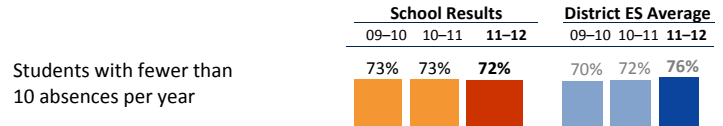
<http://lukees.seattleschools.org/>

**2011-2012 School Year**  
 # Students: 351  
 # Teachers: 22 # Other Staff: 18  
 Average class size: 24  
 Average daily attendance: 95.5%  
 Student mobility: 9%

### Student Achievement



### Attendance



### Accountability and School Performance

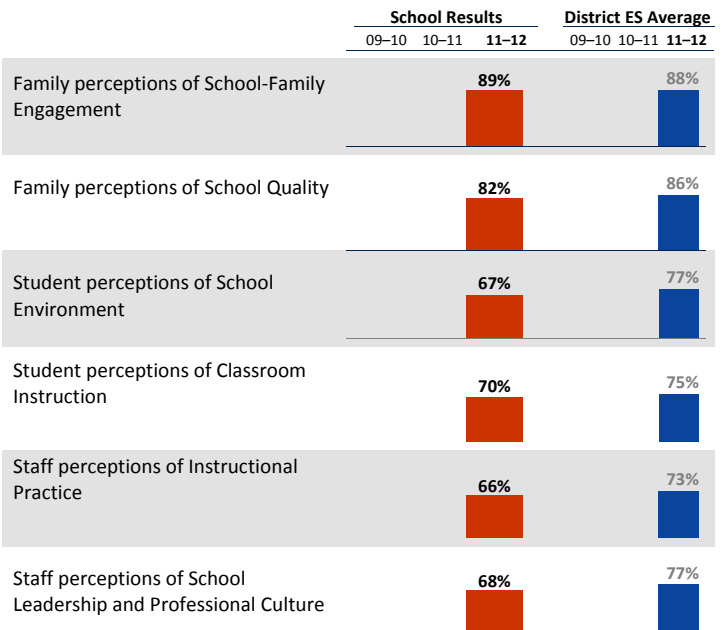
Seattle Public Schools Segmentation Level: **Level 3**

Annual Measurable Objective (AMO) target for Reading: **On/Above**

Annual Measurable Objective (AMO) target for Math: **On/Above**

### Student, Family, and Staff School Climate Survey

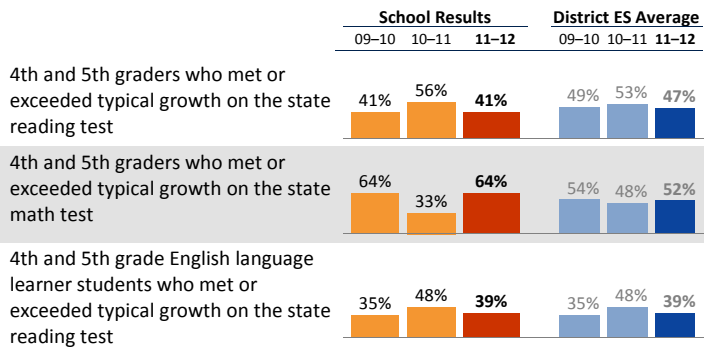
Average Positive Responses



\* Families responding to survey: 9%; Students responding to survey: 57%; Staff responding to survey: 68%

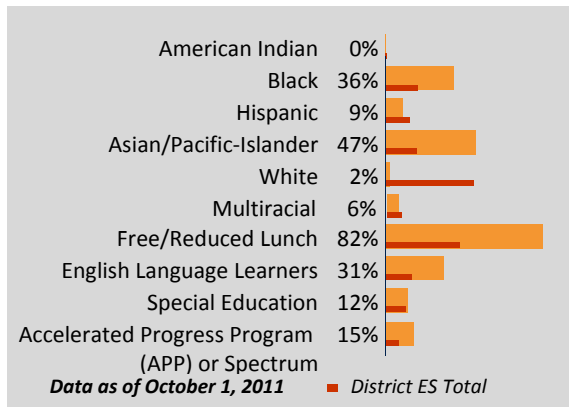
\*\*Reported results for each survey category equal the average positive responses for a subset of questions. Detailed results can be found on the School Reports and Survey page: [http://bit.ly/school\\_reports](http://bit.ly/school_reports)

### Year-to-Year Growth: Following the Same Students



This measure shows how much growth students have achieved compared to similar students across the state in the same grade level. The overall metric reported is the percentage of students whose growth was average or above (50th to 99th growth percentile) on the state test. Students are compared to other students in the same grade level across the state with similar test scores in previous years.

### Student Demographics



### Student Proficiency on State Tests

School average compared to District elementary school average

	Reading		Mathematics	
	School	District Avg	School	District Avg
American Indian		54% ↗ 7	37%	↘ 1
Black	57%	↘ 5	48%	↘ 1
Hispanic	46%	↘ 9	60%	↗ 2
Asian/Pacific-Islander	83%	↗ 9	75%	↔
White		89%	↗ 1	84%
Multiracial		78%	↘ 2	↗ 1
Free/Reduced Lunch	68%	↗ 2	56%	↗ 1
Eng. Lang. Learners	48%	↗ 17	32%	↘ 1
Special Education	38%	↘ 6	52%	↗ 1
APP or Spectrum	88%	↘ 12	97%	↘ 2
			100%	99%



# Wing Luke Elementary

Davy Muth, *Principal*

## School Plan & Budget for the 2012-2013 School Year

### School Mission Statement

To create an environment where all students feel safe and valued. To set high expectations using rigorous curriculum. To model and teach social skills, collaboration, and leadership. To cultivate healthy and engaged participation. To empower students to solve independently.

### School Goals

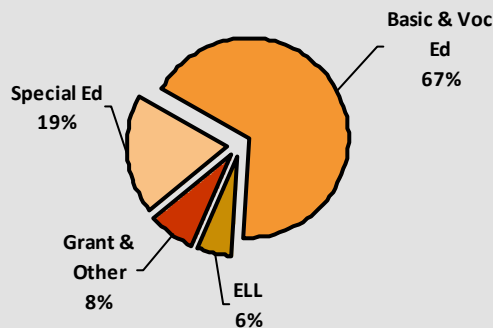
For intermediate students we will increase the % of students proficient on the state math test from 74% to 84% and reading from 70% to 85%. For 5th grade students we will increase the % of students making gains on state math test from 69% to 79% and reading from 67% to 77%. For limited English students we will increase the % of students proficient on the state test: 3rd grade in math from 82% to 92% and reading from 73% to 83%. 4th grade in math from 64% to 74% and reading from 55% to 65%.

### School Description and Plan to Achieve Goals

**READING:** Students are assessed & placed in flexible grouping at their instructional levels and/or provided small group instruction with NUA/GLAD strategies. Students receive before & after school support; students receive computer assisted instruction-Headsprout, Read Naturally, Study Island; Dreambox and etc. "Focus Family" students receive targeted small group instruction and daily targeted tutoring. **MATH:** Students will be provided homework support and specific skill intervention in before (All IAs) and afterschool program (Tinytots CLC). Teachers engage in grade level data analysis, development of intervention groups, and development of plans to support students. High Leverage Teaching Moves, differentiation and GLAD strategies will be implemented in every classroom to increase engagement. EDM will be used in conjunction with the state PE to provide a rich and engaging curriculum. Use of CMP instructional strategies for students who have demonstrated mastery of 5th grade EDM curriculum. - Teachers will adjust lesson plans and collect standards-based data, as measured by visits to teacher data analysis meetings outlined above - Teachers will use CCSS and state standards to determine the level of rigor of their classes (measured by walk-through) - Teachers will collect formative assessment data (exit tickets, assessment data, student work samples, etc.), as measured by what is brought to and discussed at grade level meetings - intervention data will show ELL students making progress toward mastery of grade-level standards - School will have hired an intervention specialist and interventions are scheduled throughout the school. There is consistency in interventions across grade levels. All appropriate teachers have been trained in applying interventions. - **Attendance** at Open House will increase from 85% to 100% - Parent survey participation will increase from 55 submitted surveys to 100. - As evidence of the Equity Team's work, parents will feel ownership of school and respect by school as demonstrated by parent survey data.

### Annual Budget Report

2012-2013 Percent of School Funding



All financial data are from the 2012-13 recommended budget.

Total 2012-2013 School Budget:

**\$2,626,414**

Projected 2012-13 Student Enrollment:

**346**

Per-Student Funding:

**\$7,591**

### Invitation to Participate

One of the goals of having School Reports is to support our families as critical partners with us in your student's academic success. To get involved, please share this information with your friends and neighbors, visit your child's school, or consider talking to your child's teacher or principal about joining the school's Building Leadership Team or Parent Teacher Student Association to shape your school's improvement plan.

### District Mission Statement

The mission at Seattle Public Schools is to ensure every student graduates ready for college, career and life.