



West Woodland Elementary

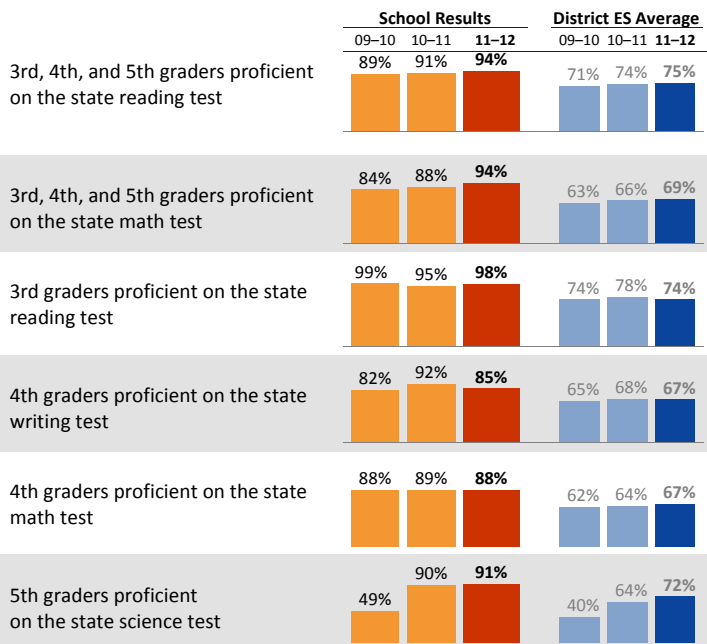
Marilyn Loveness, Principal

School Report for the 2011–2012 School Year

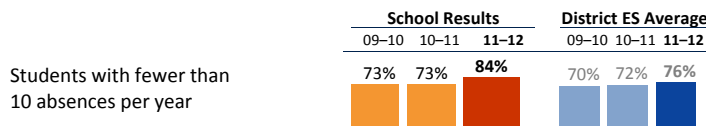
www.westwoodland.org/

2011-2012 School Year
 # Students: 473
 # Teachers: 28 # Other Staff: 7
 Average class size: 25
 Average daily attendance: 96.6%
 Student mobility: 3%

Student Achievement



Attendance



Accountability and School Performance

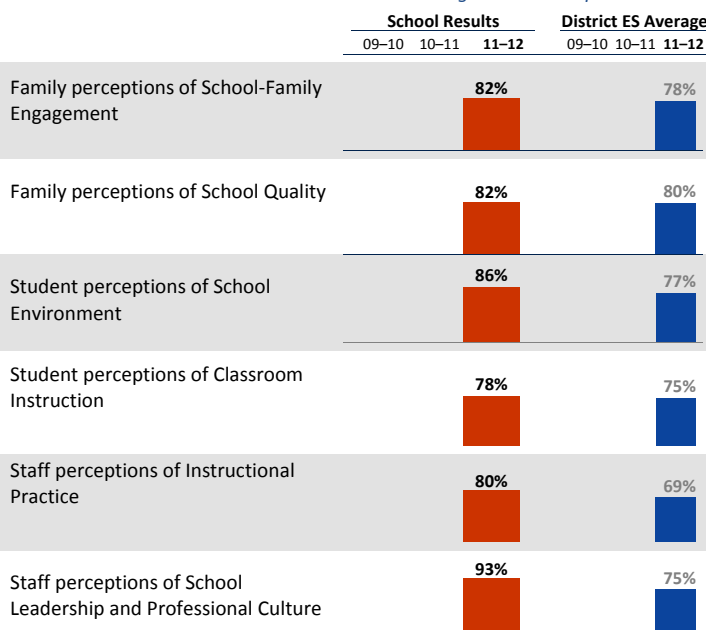
Seattle Public Schools Segmentation Level: **Level 5**

Annual Measurable Objective (AMO) target for Reading: **On/Above**

Annual Measurable Objective (AMO) target for Math: **On/Above**

Student, Family, and Staff School Climate Survey

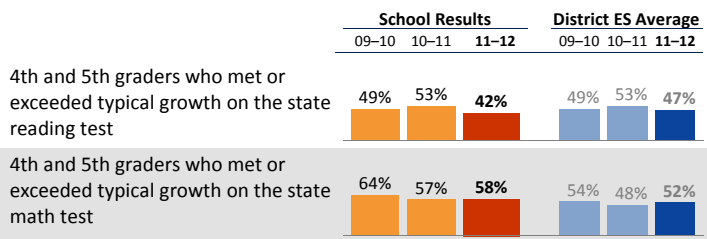
Average Positive Responses



* Families responding to survey: 24%; Students responding to survey: 84%; Staff responding to survey: 100%

**Reported results for each survey category equal the average positive responses for a subset of questions. Detailed results can be found on the School Reports and Survey page: http://bit.ly/school_reports

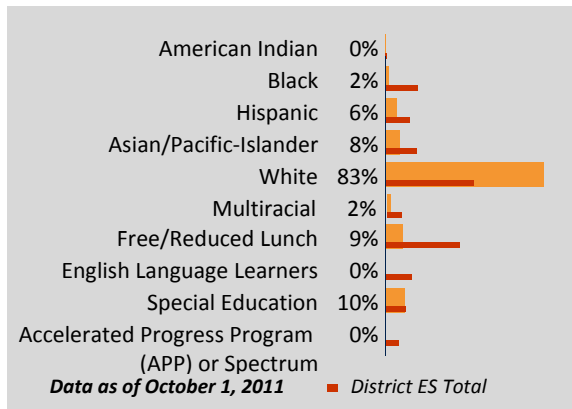
Year-to-Year Growth: Following the Same Students



4th and 5th grade English language learner students who met or exceeded typical growth on the state reading test **Data not available**

This measure shows how much growth students have achieved compared to similar students across the state in the same grade level. The overall metric reported is the percentage of students whose growth was average or above (50th to 99th growth percentile) on the state test. Students are compared to other students in the same grade level across the state with similar test scores in previous years.

Student Demographics



Student Proficiency on State Tests

School average compared to District elementary school average

	Reading		Mathematics	
	School	District Avg	School	District Avg
American Indian		54% ↗ 7	37%	↘ 1
Black		48% ↘ 1	38%	↗ 4
Hispanic	75%	60% ↗ 2	65%	↗ 1
Asian/Pacific-Islander	94%	↘ 6	94%	↘ 6
White	96%	↗ 2	89%	↗ 1
Multiracial		78%	↘ 2	↗ 1
Free/Reduced Lunch	77%	↗ 4	56%	↗ 1
Eng. Lang. Learners		32%	↘ 1	32%
Special Education	77%	↔	52%	↗ 1
APP or Spectrum		97%	↘ 2	99%



West Woodland Elementary

Marilyn Loveness, *Principal*

School Plan & Budget for the 2012-2013 School Year

School Mission Statement

West Woodland is a caring community working together to create an educational success story for every student.

School Goals

- 85% of students will meet or exceed standard on the Reading MSP.
- 90% of 3rd-5th grade students will be proficient on the stat MSP math assessment.
- 95% of 4th grade students will be proficient on the science and writing MSP.
- On the Measure of Academic Progress (MAP) assessments 70% of all students will achieve typical growth.

School Description and Plan to Achieve Goals

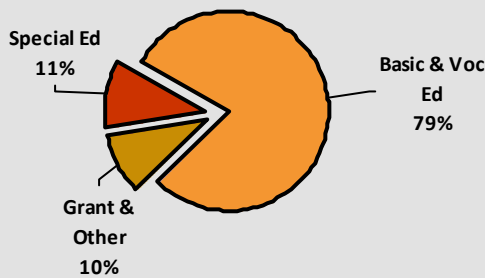
Literacy: Readers and Writers Workshop model and Bear's Words Their Way (spelling and phonics) will be used to teach skills at each students level of appropriate challenge in all classrooms. Tutors and our resource room (special education) staff will support learners. Handwriting will be part of every literacy group and will be supported by specialized tutor instruction as needed.

Math: Walk to math time will group students by achievement level and reduce class size by using our instructional support teacher, resource room teachers or tutors to work with classes/groups of students. This differentiation model will support both Advanced Learners and Special Education students.

Social Learning: Student's social skills and sense of community are essential in student growth. Students will be supported by consistent instruction in social skills to create positive relationships and a strong community.

Annual Budget Report

2012-2013 Percent of School Funding



All financial data are from the 2012-13 recommended budget.

Total 2012-2013 School Budget:

\$2,830,708

Projected 2012-13 Student Enrollment:

471

Per-Student Funding:

\$6,010

Invitation to Participate

One of the goals of having School Reports is to support our families as critical partners with us in your student's academic success. To get involved, please share this information with your friends and neighbors, visit your child's school, or consider talking to your child's teacher or principal about joining the school's Building Leadership Team or Parent Teacher Student Association to shape your school's improvement plan.

District Mission Statement

The mission at Seattle Public Schools is to ensure every student graduates ready for college, career and life.