



Wedgwood Elementary

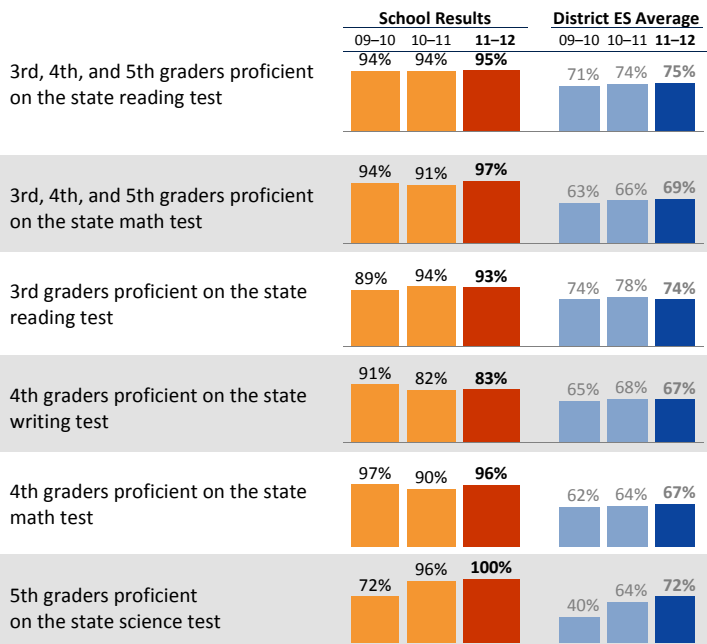
Chris Cronas, Principal

School Report for the 2011–2012 School Year

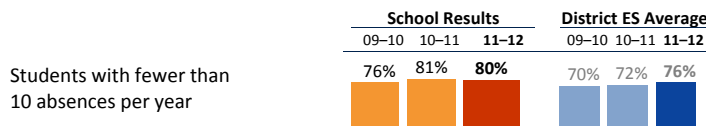
<http://wedgwoodes.seattleschools.org/>

2011-2012 School Year
 # Students: 446
 # Teachers: 26 # Other Staff: 13
 Average class size: 25
 Average daily attendance: 96.4%
 Student mobility: 4%

Student Achievement



Attendance



Accountability and School Performance

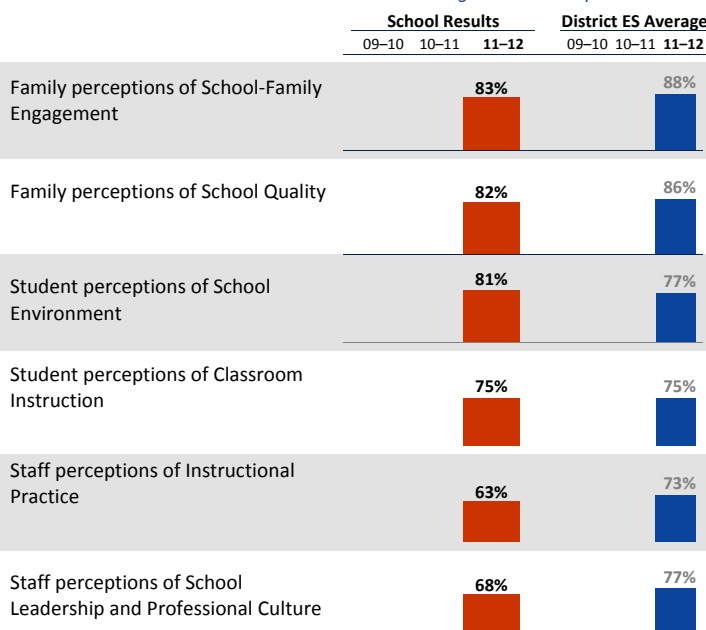
Seattle Public Schools Segmentation Level: **Level 5**

Annual Measurable Objective (AMO) target for Reading: **On/Above**

Annual Measurable Objective (AMO) target for Math: **On/Above**

Student, Family, and Staff School Climate Survey

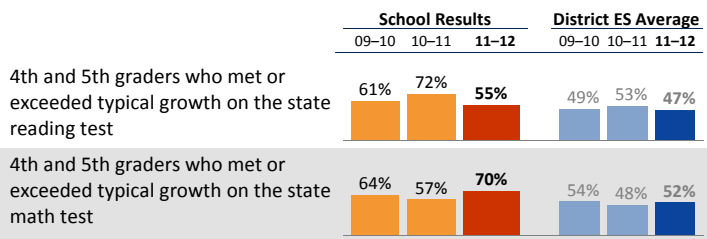
Average Positive Responses



* Families responding to survey: 30%; Students responding to survey: 89%; Staff responding to survey: 100%

**Reported results for each survey category equal the average positive responses for a subset of questions. Detailed results can be found on the School Reports and Survey page: http://bit.ly/school_reports

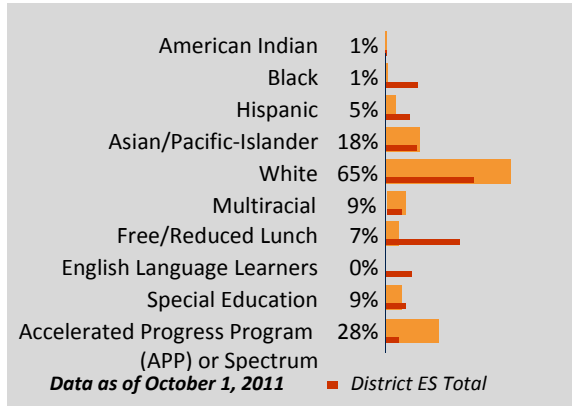
Year-to-Year Growth: Following the Same Students



4th and 5th grade English language learner students who met or exceeded typical growth on the state reading test **Data not available**

This measure shows how much growth students have achieved compared to similar students across the state in the same grade level. The overall metric reported is the percentage of students whose growth was average or above (50th to 99th growth percentile) on the state test. Students are compared to other students in the same grade level across the state with similar test scores in previous years.

Student Demographics



Student Proficiency on State Tests

School average compared to District elementary school average

	Reading		Mathematics	
	School	District Avg	School	District Avg
American Indian		54% ↗ 7	37%	↘ 1
Black		48%	↘ 1	38%
Hispanic	100%	↗ 13	60%	↗ 2
Asian/Pacific-Islander	98%	↘ 2	75%	↔
White	95%	↗ 2	89%	↗ 1
Multiracial	95%	↗ 1	78%	↘ 2
Free/Reduced Lunch	88%	↘ 4	56%	↗ 1
Eng. Lang. Learners		32%	↘ 1	32%
Special Education	75%	↗ 2	52%	↗ 1
APP or Spectrum	97%	3	97%	↘ 2
			100%	↗ 1
			99%	↗ 1



Wedgwood Elementary

Chris Cronas, *Principal*

School Plan & Budget for the 2012-2013 School Year

School Mission Statement

Mission: Collaboratively integrating differentiated instruction, awareness of diversity and equity, and instilling personal responsibility. Values: Respect Trust Family Harmony Creativity Fun

School Goals

Wedgwood will focus on Reading, Writing and Math this school year. Our goal is for students who have met standard to move up one full level (e.g. L3 – L4) and all students not meeting standard on MSP in 2011, to meet standard this year.

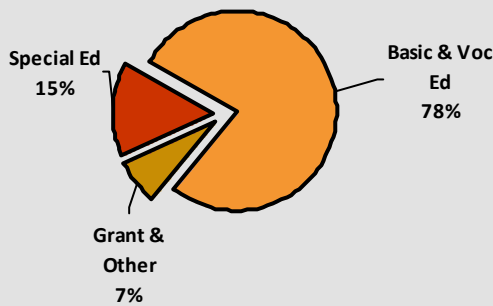
School Description and Plan to Achieve Goals

READING: Wedgwood will teach students how to select “just right books” using a Readers’ Workshop framework, provide opportunities for independent and partner reading, practice sight words (Kindergarten) create story maps and graphic organizers. Teachers will also regularly assess students by conferring with them. We will monitor student progress by using DRA (Grade 2) and Columbia Teacher’s College Quick Assessments. **Writing:** Wedgwood is using the Writers’ Workshop framework for teaching writing. Students are taught the craft of writing, conventions and idea generating strategies through mini-lessons and are then provided opportunities to write about a topic of their choice within the specific genre being taught. Teachers will confer with students to assess their growth and provide common summative assessments to evaluate their progress overall. Wedgwood will be hosting Columbia Teachers College Staff Developers who will work with staff on identifying areas for improvement in both Reading and Writing.

MATH: Wedgwood has adopted the Common Core State Standards for Math in Grades K – 2. They plan Everyday Math (EDM) lessons using the new standards, supplement curricula with resources, utilize math notebooks, and do daily calendar work (Kindergarten & 1st). In Grades 1 & 2, we are using a walk-to-math workshop model where our highest achieving students are ability grouped. We will assess student progress across grade levels using EDM assessments and winter and spring MAP scores.

Annual Budget Report

2012-2013 Percent of School Funding



All financial data are from the 2012-13 recommended budget.

Total 2012-2013 School Budget:

\$2,576,502

Projected 2012-13 Student Enrollment:

435

Per-Student Funding:

\$5,923

Invitation to Participate

One of the goals of having School Reports is to support our families as critical partners with us in your student's academic success. To get involved, please share this information with your friends and neighbors, visit your child's school, or consider talking to your child's teacher or principal about joining the school's Building Leadership Team or Parent Teacher Student Association to shape your school's improvement plan.

District Mission Statement

The mission at Seattle Public Schools is to ensure every student graduates ready for college, career and life.