



# Van Asselt Elementary

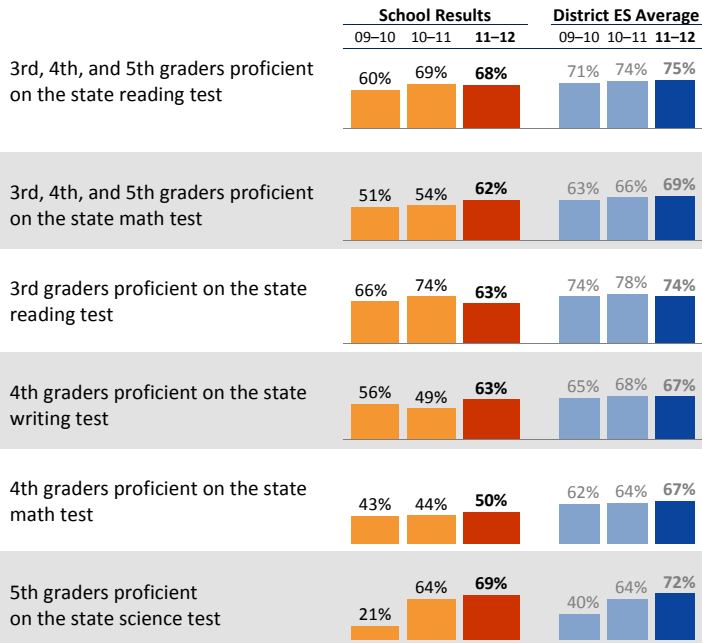
Po Tang, Principal

## School Report for the 2011-2012 School Year

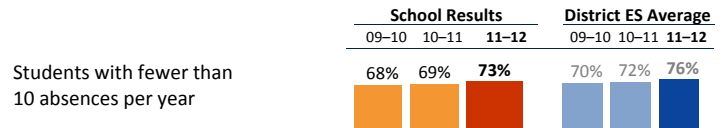
<http://vanasseltes.seattleschools.org/>

**2011-2012 School Year**  
 # Students: 532  
 # Teachers: 40 # Other Staff: 25  
 Average class size: 22  
 Average daily attendance: 95.5%  
 Student mobility: 13%

### Student Achievement



### Attendance



### Accountability and School Performance

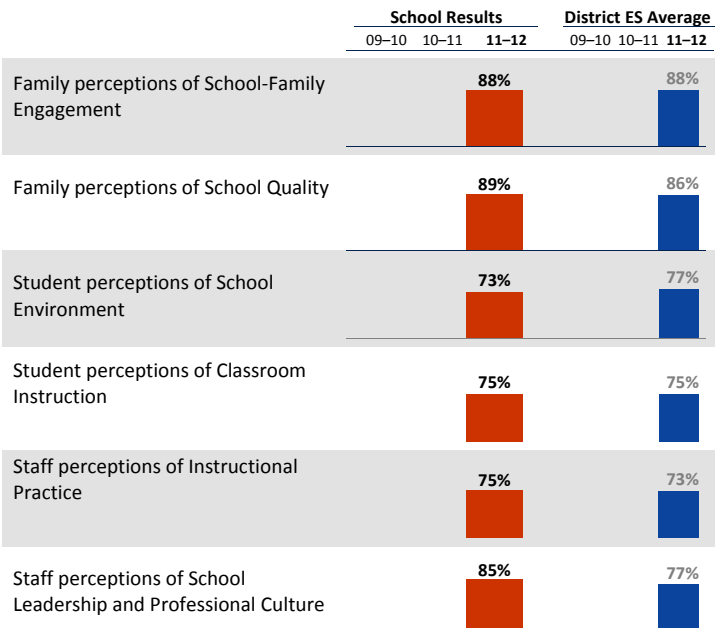
Seattle Public Schools Segmentation Level: **Level 3**

Annual Measurable Objective (AMO) target for Reading: **Below**

Annual Measurable Objective (AMO) target for Math: **On/Above**

### Student, Family, and Staff School Climate Survey

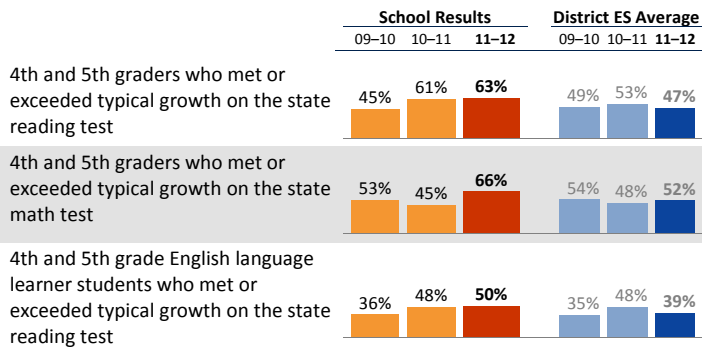
Average Positive Responses



\* Families responding to survey: 9%; Students responding to survey: 79%; Staff responding to survey: 69%

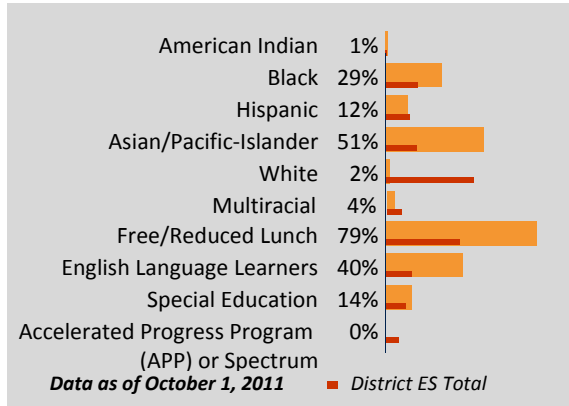
\*\*Reported results for each survey category equal the average positive responses for a subset of questions. Detailed results can be found on the School Reports and Survey page: [http://bit.ly/school\\_reports](http://bit.ly/school_reports)

### Year-to-Year Growth: Following the Same Students



This measure shows how much growth students have achieved compared to similar students across the state in the same grade level. The overall metric reported is the percentage of students whose growth was average or above (50th to 99th growth percentile) on the state test. Students are compared to other students in the same grade level across the state with similar test scores in previous years.

### Student Demographics



### Student Proficiency on State Tests

School average compared to District elementary school average

	Reading		Mathematics	
	School	District Avg	School	District Avg
American Indian		54% ↗ 7	37%	↘ 1
Black	45%	↘ 7	42%	↗ 4
Hispanic	47%	↘ 12	31%	↗ 1
Asian/Pacific-Islander	84%	↗ 8	80%	↗ 9
White		89%	↗ 1	84%
Multiracial		78%	↘ 2	↗ 1
Free/Reduced Lunch	65%	↘ 2	59%	↗ 8
Eng. Lang. Learners	39%	↘ 15	43%	↗ 4
Special Education	21%	↘ 17	15%	↔
APP or Spectrum		97%	↘ 2	99%



# Van Asselt Elementary

Po Tang, Principal

## School Plan & Budget for the 2012-2013 School Year

### School Mission Statement

The mission of our school is to create and maintain a safe, nurturing, and challenging environment that ensures each student reaches a high level of academic, social, and emotional growth. We are committed to a comprehensive system of support where all students, families, staff, and communities have many and varied opportunities to collaborate, teach, and learn in order to fulfill their potential. Every student learns and achieves so that they are ready and prepared for their next level of their education.

### School Goals

We will increase the % of students proficient on the state reading test from 63% to 75% for 3rd grade, from 68% to 80% for 4th grade and from 73% to 85% for 5th grade. We will increase the percentage of students proficient on the state math test from 68% to 80% for 3rd grade, from 49% to 60% for 4th grade and from 68% to 80% for 5th grade. For all students we will increase the percentage of students meeting or exceeding typical growth on the MAP tests from 68% to 75%.

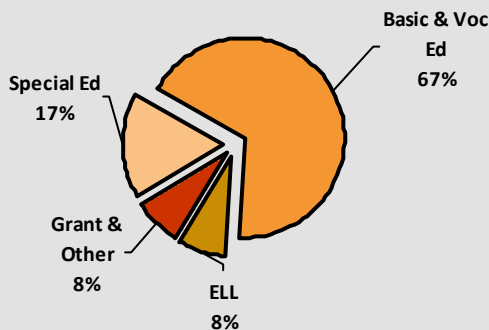
### School Description and Plan to Achieve Goals

**READING:** All classroom teachers are implementing the Readers Workshop within the Balanced Literacy model. Students engage in Independent Reading, Conferring, and Working with Words using Words Their Way. Teachers use guided reading, shared reading, partner reading and small groups and make sure that classroom libraries support students reading of just right books. Students receive explicit instruction on using strategies with fiction and non-fiction texts. Support teachers allow level 1 and 2 students to receive instruction individually and in small groups.

**MATH:** All classroom teachers utilize Every Day Math for core math instruction and supplement with Singapore Math curriculum. The Math Coach collaborates with teachers to provide differentiated math instruction. Support staff and bilingual staff provide small group instruction to focus on specific needs and skills. Students use Success Maker, Dreambox and IXL software to boost skills.

### Annual Budget Report

2012-2013 Percent of School Funding



All financial data are from the 2012-13 recommended budget.

Total 2012-2013 School Budget:

**\$4,017,683**

Projected 2012-13 Student Enrollment:

**535**

Per-Student Funding:

**\$7,510**

### Invitation to Participate

One of the goals of having School Reports is to support our families as critical partners with us in your student's academic success. To get involved, please share this information with your friends and neighbors, visit your child's school, or consider talking to your child's teacher or principal about joining the school's Building Leadership Team or our new Parent Teacher Student Association to shape your school's improvement plan.

### District Mission Statement

The mission at Seattle Public Schools is to ensure every student graduates ready for college, career and life.