



# Thurgood Marshall Elemen

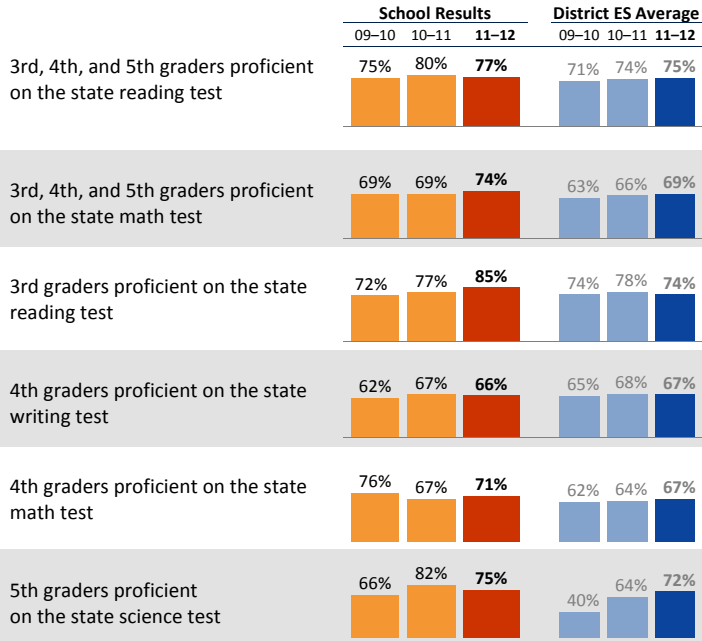
Julie Breidenbach, Principal

## School Report for the 2011–2012 School Year

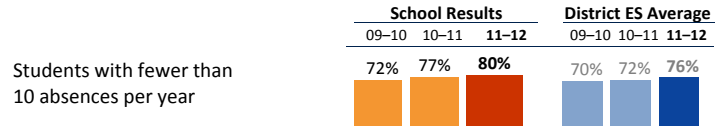
<http://marshalles.seattleschools.org/>

**2011-2012 School Year**  
 # Students: 451  
 # Teachers: 32 # Other Staff: 16  
 Average class size: 25  
 Average daily attendance: 96.1%  
 Student mobility: 5%

### Student Achievement



### Attendance



### Accountability and School Performance

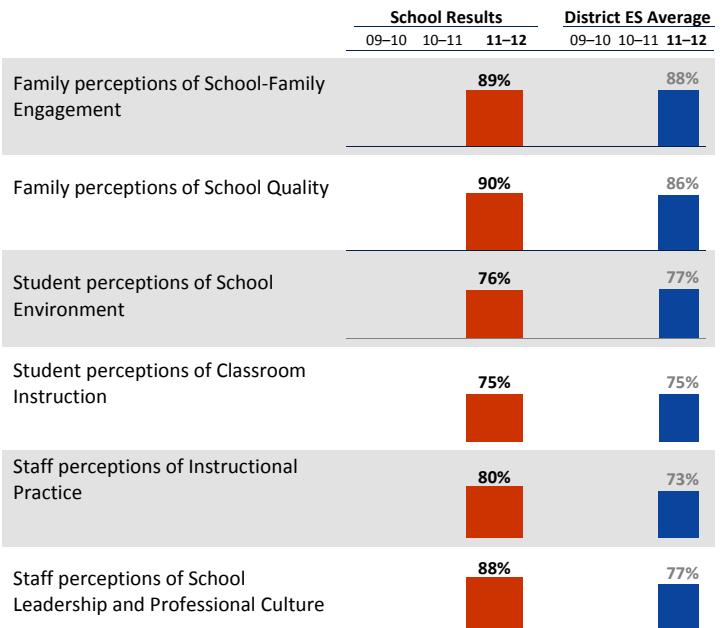
Seattle Public Schools Segmentation Level: **Level 4**

Annual Measurable Objective (AMO) target for Reading: **Below**

Annual Measurable Objective (AMO) target for Math: **On/Above**

### Student, Family, and Staff School Climate Survey

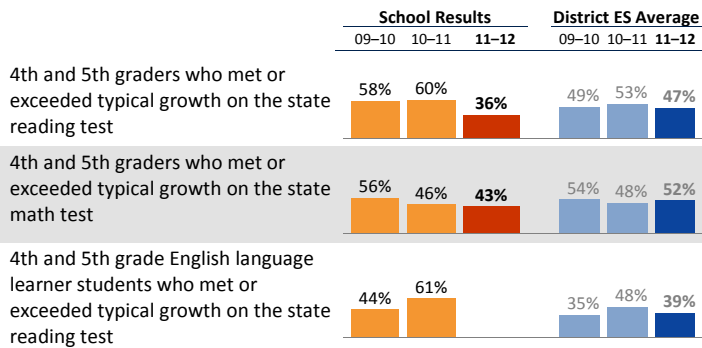
Average Positive Responses



\* Families responding to survey: 21%; Students responding to survey: 86%; Staff responding to survey: 96%

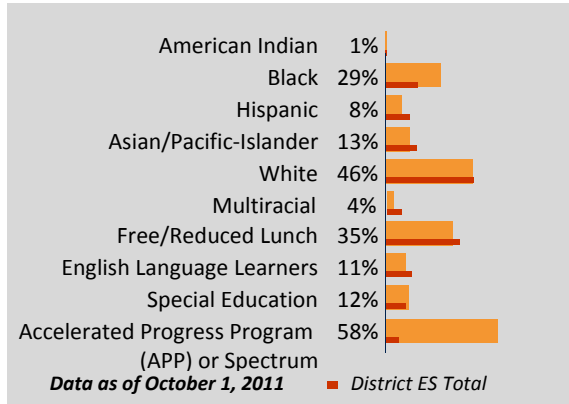
\*\*Reported results for each survey category equal the average positive responses for a subset of questions. Detailed results can be found on the School Reports and Survey page: [http://bit.ly/school\\_reports](http://bit.ly/school_reports)

### Year-to-Year Growth: Following the Same Students



This measure shows how much growth students have achieved compared to similar students across the state in the same grade level. The overall metric reported is the percentage of students whose growth was average or above (50th to 99th growth percentile) on the state test. Students are compared to other students in the same grade level across the state with similar test scores in previous years.

### Student Demographics



### Student Proficiency on State Tests

School average compared to District elementary school average

	Reading		Mathematics	
	School	District Avg	School	District Avg
American Indian		54% ↗ 7	37%	↘ 1
Black	38%	↘ 17	26%	↗ 4
Hispanic	48%	↘ 25	39%	↘ 6
Asian/Pacific-Islander	87%	↘ 3	89%	↗ 4
White	99%	↗ 3	99%	↗ 3
Multiracial		78%		↘ 2
Free/Reduced Lunch	34%	↘ 16	21%	↘ 5
Eng. Lang. Learners	17%	↘ 11	13%	↗ 8
Special Education	52%	↘ 3	45%	↘ 8
APP or Spectrum	99%	↘ 2	100%	↗ 3



# Thurgood Marshall Elementary

Julie Breidenbach, *Principal*

## School Plan & Budget for the 2012-2013 School Year

### School Mission Statement

To foster a united, diverse community achieving individualized excellence for all at Thurgood Marshall Elementary.

### School Goals

For math, all students are working towards meeting their grade level Common Core Math Standards. APP students are working to meet the standards two grade levels above. Our school has adopted enVision, a math program that is aligned to the Common Core Math Standards, and now focusing on mastery of these individual skills.

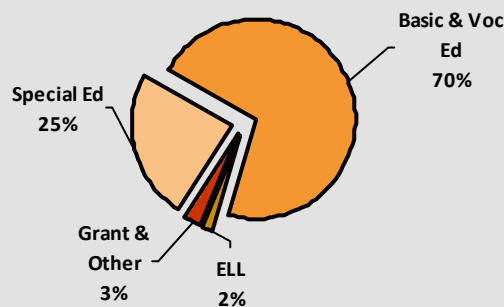
### School Description and Plan to Achieve Goals

Staff will assist families in assessing and monitoring student goals and progress. Through weekly student progress check-ins certificated teachers will meet with students to monitor and adjust progress in core academic areas including mathematics. Through monthly student progress reviews with parents, certificated teachers will review, adjust and coach parents on mathematic instruction onsite and offsite. Together, staff will work to create and align a K-8 mathematics program that aligns with district standards and supports extended learning at home. Staff will also work within their PLC groups to foster a collaborative effort toward this end.

Writing: Certificated teachers will oversee and monitor student learning goals to ensure that full-time students address specific grade level equivalent writing goals. The homeschool resource center will add Writing Workshop classes to address student academic needs in the 5th-8th grade level. These classes will focus on extending the writing workshop model into the home studies environment. Certificated teachers will then support families in the implementation of at-home writing instruction strategies and progress monitoring systems.

### Annual Budget Report

2012-2013 Percent of School Funding



All financial data are from the 2012-13 recommended budget.

Total 2012-2013 School Budget:

**\$3,522,529**

Projected 2012-13 Student Enrollment:

**475**

Per-Student Funding:

**\$7,416**

### Invitation to Participate

One of the goals of having School Reports is to support our families as critical partners with us in your student's academic success. To get involved, please share this information with your friends and neighbors, visit your child's school, or consider talking to your child's teacher or principal about joining the school's Building Leadership Team or Parent Teacher Student Association to shape your school's improvement plan.

### District Mission Statement

The mission at Seattle Public Schools is to ensure every student graduates ready for college, career and life.