



Sanislo Elementary

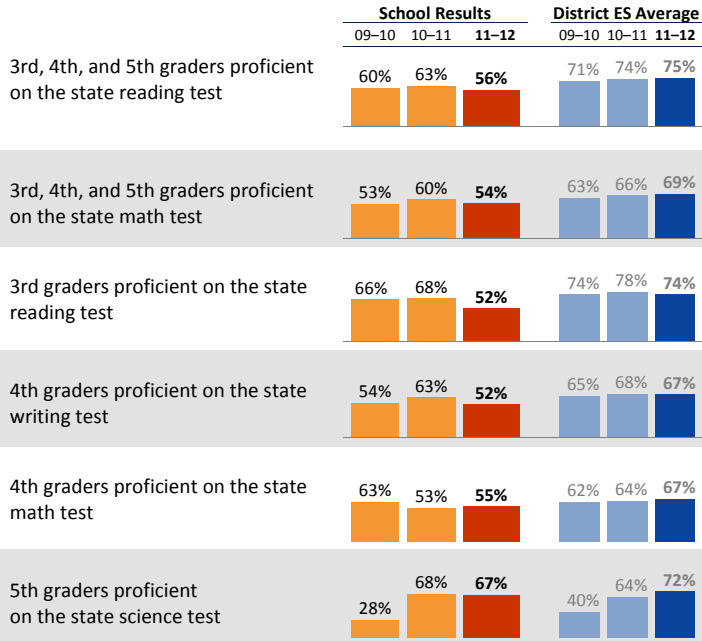
Ernest SeEVERS, Principal

School Report for the 2011–2012 School Year

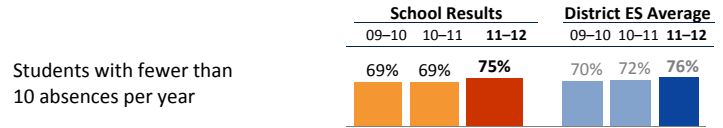
<http://sanisloes.seattleschools.org/>

2011-2012 School Year
 # Students: 302
 # Teachers: 18 # Other Staff: 9
 Average class size: 25
 Average daily attendance: 96.0%
 Student mobility: 13%

Student Achievement



Attendance



Accountability and School Performance

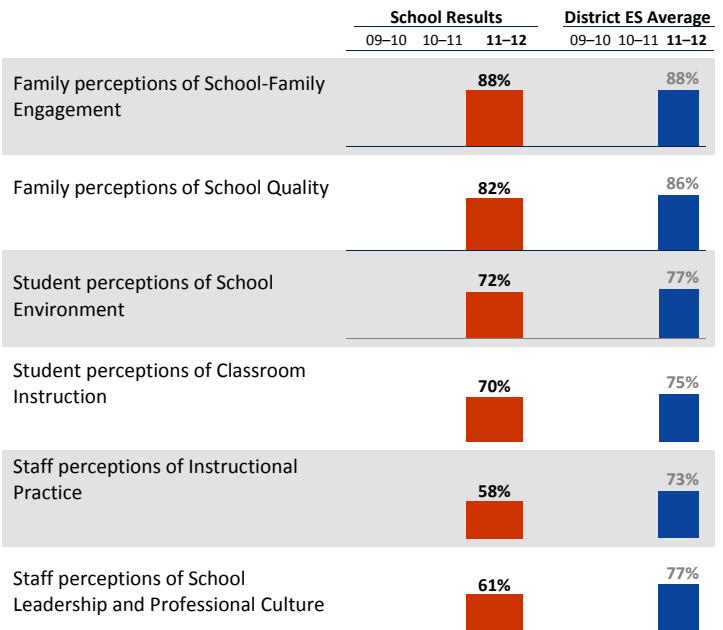
Seattle Public Schools Segmentation Level: **Level 2**

Annual Measurable Objective (AMO) target for Reading: **Below**

Annual Measurable Objective (AMO) target for Math: **Below**

Student, Family, and Staff School Climate Survey

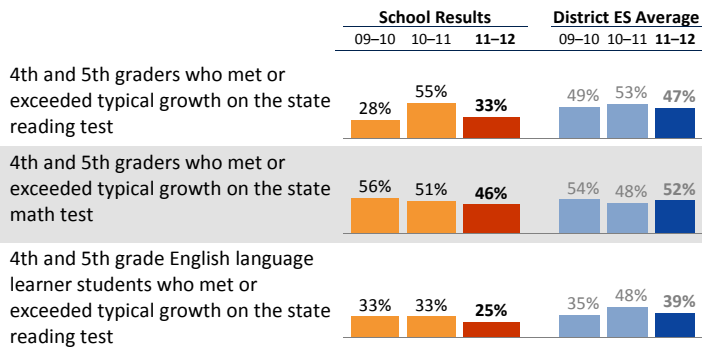
Average Positive Responses



* Families responding to survey: 16%; Students responding to survey: 92%; Staff responding to survey: 81%

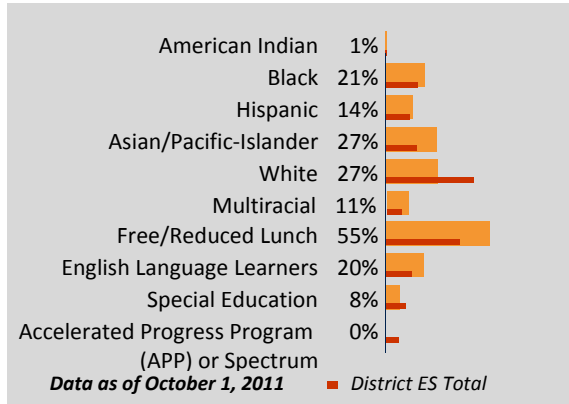
**Reported results for each survey category equal the average positive responses for a subset of questions. Detailed results can be found on the School Reports and Survey page: http://bit.ly/school_reports

Year-to-Year Growth: Following the Same Students



This measure shows how much growth students have achieved compared to similar students across the state in the same grade level. The overall metric reported is the percentage of students whose growth was average or above (50th to 99th growth percentile) on the state test. Students are compared to other students in the same grade level across the state with similar test scores in previous years.

Student Demographics



Student Proficiency on State Tests

School average compared to District elementary school average

	Reading		Mathematics	
	School	District Avg	School	District Avg
American Indian		54% ↗ 7	37%	↘ 1
Black	40%	↗ 5	48%	↘ 1
Hispanic	32%	↘ 14	60%	↗ 2
Asian/Pacific-Islander	55%	↘ 14	75%	↔
White	83%	↗ 1	89%	↗ 1
Multiracial	53%	↘ 8	78%	↘ 2
Free/Reduced Lunch	37%	↘ 10	56%	↗ 1
Eng. Lang. Learners	13%	↘ 19	32%	↘ 1
Special Education	24%	↘ 7	52%	↗ 1
APP or Spectrum		97%	↘ 2	99%



Sanislo Elementary

Ernest Seevers, *Principal*

School Plan & Budget for the 2012-2013 School Year

School Mission Statement

Our Mission – we believe big ideas begin small. At Sanislo, we create a caring, enthusiastic environment where eager, young minds are nurtured to their full potential. We accomplish this through small, challenging learning environments and a staff of devo

School Goals

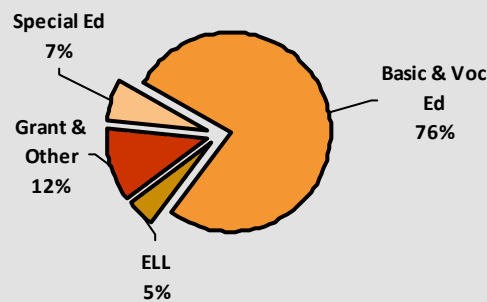
Because we have identified a learning gap between low income students and higher income students we have set goals for : Increasing the percentage of free and reduced lunch qualified students that meet standards on the MSP from 37% to 54% in Reading, and from 39% to 50% in math.

School Description and Plan to Achieve Goals

Sanislo has an enrollment 285 students enrolled in grades kindergarten through 5th. We have two classes at each level and the classes are grouped into teams of two. Our open concept architecture promotes a strong sense of community and cooperation. Grades k through 2 are housed in pods of two within the same spaces, and our 3rd, 4th and 5th grades all share a common space called the “Big Top” Our curriculum of math, reading, writing, science and social studies is supported by a strong P.E. and art program as well as an instrumental music program. Our teachers share a common planning time where they collaborate and do data analysis to plan lessons that will begin support for students at their present level and accelerate them toward standards in math and reading. Each class includes long blocks for reading and math instruction. Our math instruction includes a combination of Every Day Math supplemented by the more computation based Singapore and Jump Math materials. Each grade has chosen an academic achievement goal for all students that centers on the number operations and computation skill that is essential for their grade level. Our reading instruction includes blocks of time for independent reading in books that are at the “just right” level for each student. Grades K-2 include direct instruction using a phonics based curriculum, and our 3rd through 5th grades learn an increasing number of comprehension strategies, with an increasing amount of time spent reading non-fiction books. Interventions include after school tutoring and the use of tutors and instructional assistants with small groups throughout the day. We employ a part time reading intervention teacher to work with beginning readers, and our Librarian focuses his library instruction time on foundational skills that support reading.

Annual Budget Report

2012-2013 Percent of School Funding



All financial data are from the 2012-13 recommended budget.

Total 2012-2013 School Budget:

\$1,928,669

Projected 2012-13 Student Enrollment:

301

Per-Student Funding:

\$6,408

Invitation to Participate

One of the goals of having School Reports is to support our families as critical partners with us in your student's academic success. To get involved, please share this information with your friends and neighbors, visit your child's school, or consider talking to your child's teacher or principal about joining the school's Building Leadership Team or Parent Teacher Student Association to shape your school's improvement plan.

District Mission Statement

The mission at Seattle Public Schools is to ensure every student graduates ready for college, career and life.