



# Sand Point Elementary Sch

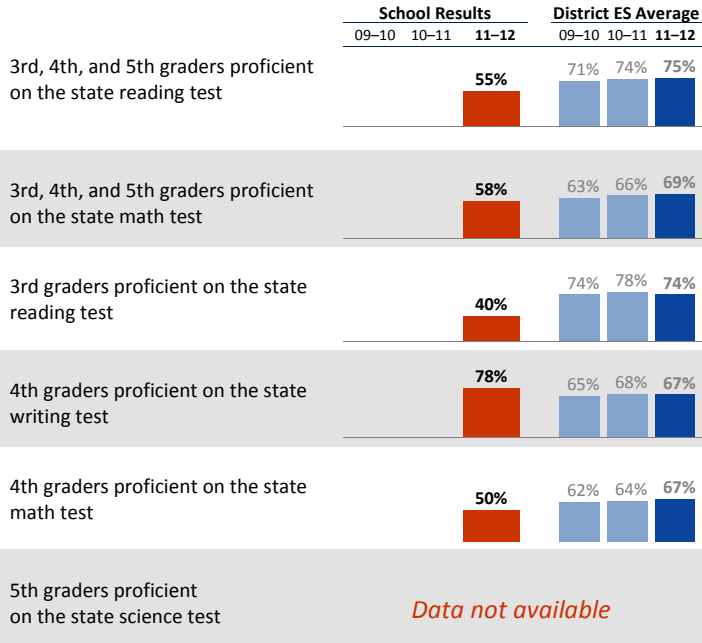
Dan Warren, Principal

## School Report for the 2011–2012 School Year

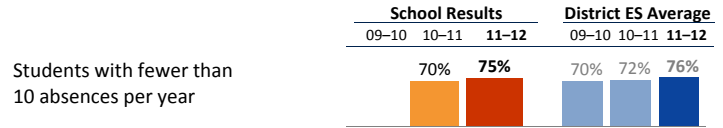
<http://sandpointes.seattleschools.org/>

**2011-2012 School Year**  
 # Students: 202  
 # Teachers: 13 # Other Staff: 7  
 Average class size: 20  
 Average daily attendance: 95.2%  
 Student mobility: 28%

### Student Achievement



### Attendance



### Accountability and School Performance

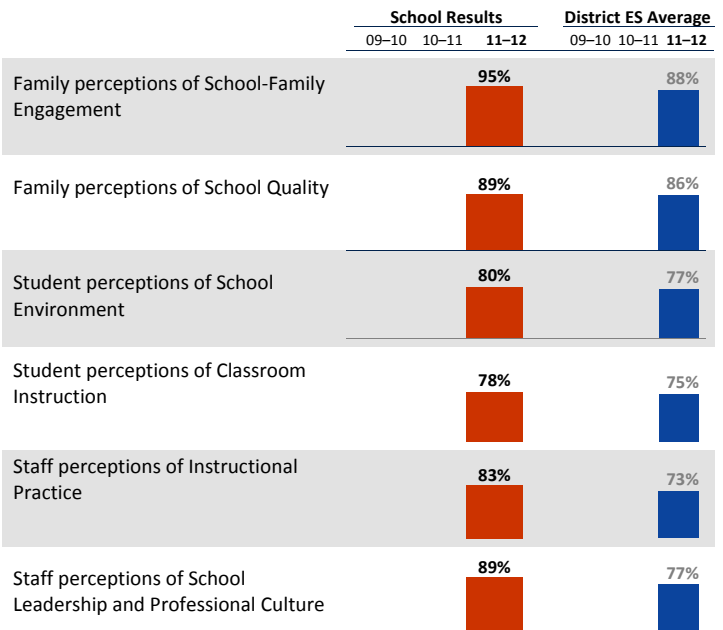
Seattle Public Schools Segmentation Level: **Level 3**

Annual Measurable Objective (AMO) target for Reading: *Not available*

Annual Measurable Objective (AMO) target for Math: *Not available*

### Student, Family, and Staff School Climate Survey

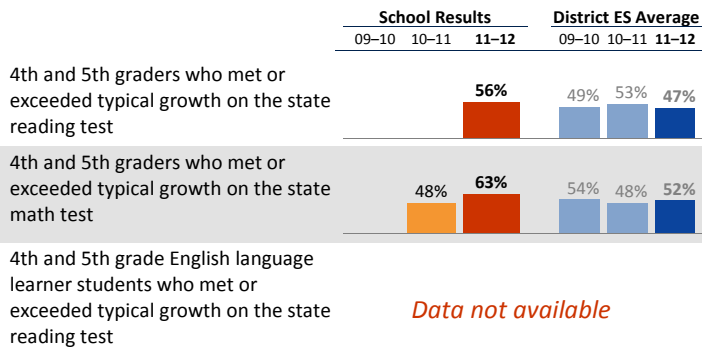
Average Positive Responses



\* Families responding to survey: 17%; Students responding to survey: 96%; Staff responding to survey: 100%

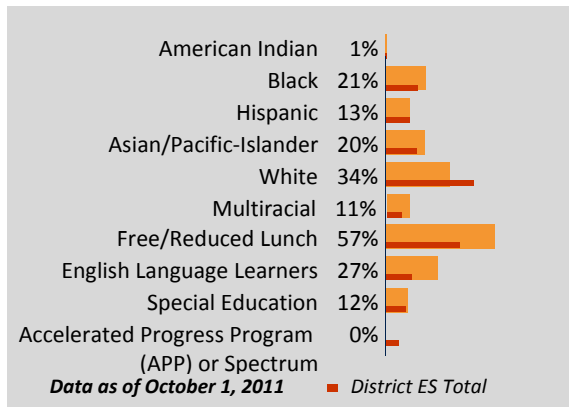
\*\*Reported results for each survey category equal the average positive responses for a subset of questions. Detailed results can be found on the School Reports and Survey page: [http://bit.ly/school\\_reports](http://bit.ly/school_reports)

### Year-to-Year Growth: Following the Same Students



This measure shows how much growth students have achieved compared to similar students across the state in the same grade level. The overall metric reported is the percentage of students whose growth was average or above (50th to 99th growth percentile) on the state test. Students are compared to other students in the same grade level across the state with similar test scores in previous years.

### Student Demographics



### Student Proficiency on State Tests

School average compared to District elementary school average

	Reading		Mathematics	
	School	District Avg	School	District Avg
American Indian		54% ↗ 7	37%	↘ 1
Black	36%	48% ↘ 1	36%	↗ 4
Hispanic	27%	60% ↗ 2	25%	↗ 1
Asian/Pacific-Islander		75% ↔	86%	↗ 5
White	77%	↗ 77	89%	↗ 1
Multiracial		78%	↘ 2	↗ 1
Free/Reduced Lunch	39%	↗ 16	56%	↗ 1
Eng. Lang. Learners	15%	32%	↘ 1	52%
Special Education		52%	↗ 1	39%
APP or Spectrum		97%	↘ 2	99%



# Sand Point Elementary School

Dan Warren, *Principal*

## School Plan & Budget for the 2012-2013 School Year

### School Mission Statement

Students at Sand Point Elementary will flourish academically, attaining high levels of achievement, using State and District standards as evidence. Students will exit our school, responsible, responsive to our community, curious and confident about their future, and joyful about life's opportunities and challenges.

### School Goals

**Reading:** 1) We will increase the percentage of our current 4th Graders meeting or exceeding standard on the 2013 Reading MSP from 40% to 92%. This includes 13 students moving from level 2 to level 3. 2) We will increase the percentage of our current 5th Graders meeting or exceeding standard on the 2013 Reading MSP from 61% to 83%. This includes 4 students moving from level 2 to level 3. **Math:** 1) We will increase the percentage of our current 4th Graders meeting or exceeding standard on the 2013 Math MSP from 60.7% to 75%. This includes 4 students moving from level 2 to level 3. 2) We will increase the percentage of our current 5th Graders meeting or exceeding standard on the 2013 Math MSP from 50% to 77.2%. This includes 6 students moving from level 2 to level 3.

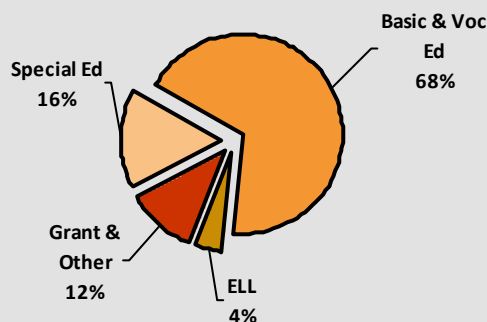
### School Description and Plan to Achieve Goals

**READING:** Full implementation of TC's Writers Workshop K-5. Full implementation of Words Their Way K-5, specifically targeting the word work portion of balanced literacy. Identified students will receive additional reading tutoring/support during a time other than the morning reading block. For the 2012-2013 school year we are merging the areas of technology and reading in an effort to create high levels of literacy. Through use of a variety of reading websites as well as projects designed to increase technological awareness students will read to, record their own reading, explore word play, and create projects which focus on reading and research skills. 2nd-5th Grade students will work on keyboarding skills as well, while K-1 students will become familiar with computer vocabulary and the basics of working on a PC. This class will serve as one of two PCP classes, where students K-5 will attend 2-3 times weekly.

**MATH:** Students K-5 will demonstrate application of on standard core strand, problem solving, computation and communication of understanding skills for each grade level. Staff K-5 will plan and implement math instruction/ assessment in accordance to CCSS and WA State standards. Regular analysis of student work, instructional practice, and assessment data for the purpose of impacting and directing mathematical instruction. School-wide math problem promoting reasoning and communication of mathematical thinking. Students will use the "5 Step Problem Solving Process." As part of our ALO Plan, Advanced Learners (as identified through district testing or teacher/staff) will "walk" to math class one grade above grade level.

### Annual Budget Report

2012-2013 Percent of School Funding



All financial data are from the 2012-13 recommended budget.

Total 2012-2013 School Budget:

**\$1,700,980**

Projected 2012-13 Student Enrollment:

**232**

Per-Student Funding:

**\$7,332**

### Invitation to Participate

Sand Point Elementary appreciates and fosters strong parent involvement at the school and at home. We also understand the importance of forming solid partnerships with the community. These connections allow the Sand Point staff, families, and the community to collaborate on promoting high achievement for every Sand Point student.

### District Mission Statement

The mission at Seattle Public Schools is to ensure every student graduates ready for college, career and life.