



Sacajawea Elementary

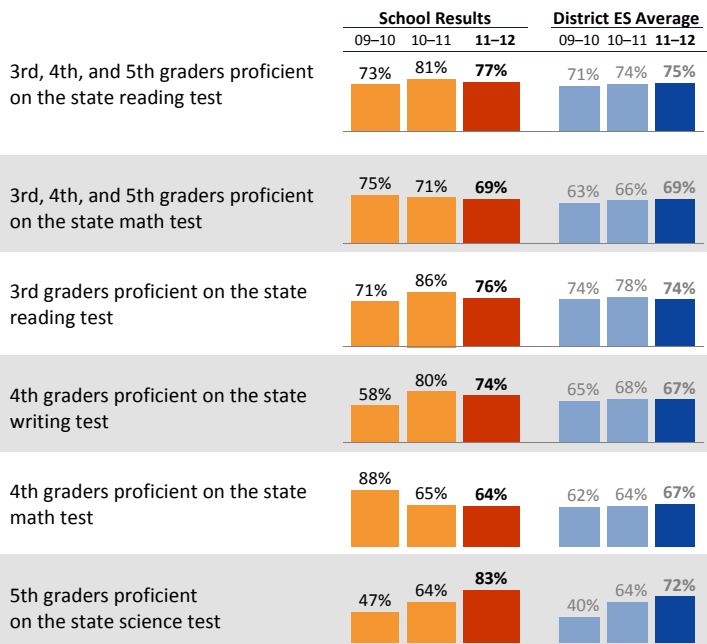
Barry Dorsey, Principal

School Report for the 2011–2012 School Year

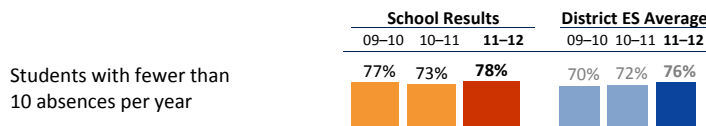
<http://sacajaweaes.seattleschools.org/>

2011-2012 School Year
 # Students: 260
 # Teachers: 19 # Other Staff: 7
 Average class size: 22
 Average daily attendance: 96.3%
 Student mobility: 8%

Student Achievement



Attendance



Accountability and School Performance

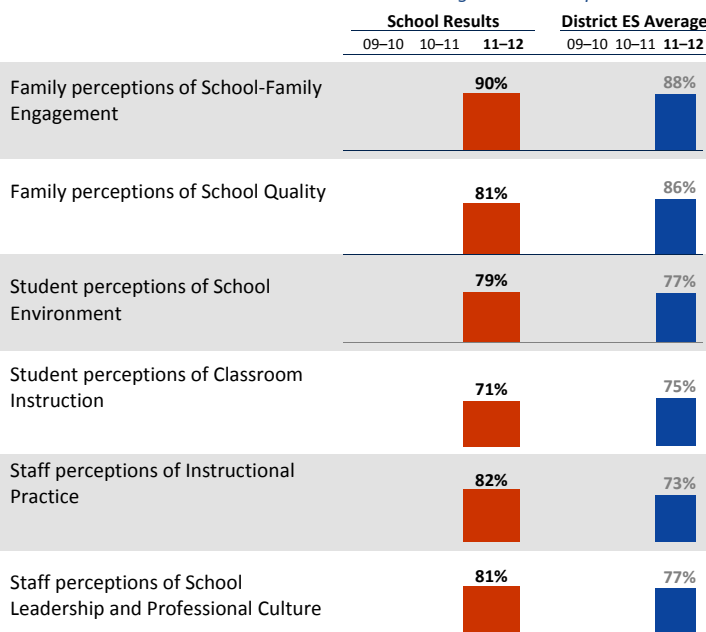
Seattle Public Schools Segmentation Level: **Level 4**

Annual Measurable Objective (AMO) target for Reading: **Below**

Annual Measurable Objective (AMO) target for Math: **Below**

Student, Family, and Staff School Climate Survey

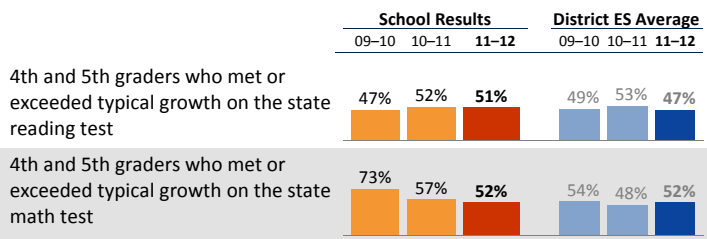
Average Positive Responses



* Families responding to survey: 23%; Students responding to survey: 90%; Staff responding to survey: 100%

**Reported results for each survey category equal the average positive responses for a subset of questions. Detailed results can be found on the School Reports and Survey page: http://bit.ly/school_reports

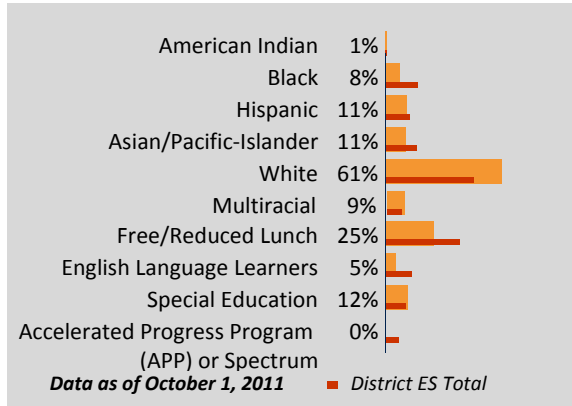
Year-to-Year Growth: Following the Same Students



4th and 5th grade English language learner students who met or exceeded typical growth on the state reading test *Data not available*

This measure shows how much growth students have achieved compared to similar students across the state in the same grade level. The overall metric reported is the percentage of students whose growth was average or above (50th to 99th growth percentile) on the state test. Students are compared to other students in the same grade level across the state with similar test scores in previous years.

Student Demographics



Student Proficiency on State Tests

School average compared to District elementary school average

	Reading		Mathematics	
	School	District Avg	School	District Avg
American Indian		54% ↗ 7	37%	↘ 1
Black	38%	↘ 7	48%	↘ 1
Hispanic	63%	↔	60%	↗ 2
Asian/Pacific-Islander	69%	↔	77%	↗ 2
White	88%	↘ 1	89%	↗ 1
Multiracial	92%	↘ 8	78%	↘ 2
Free/Reduced Lunch	59%	↘ 2	56%	↗ 1
Eng. Lang. Learners		32%	↘ 1	32%
Special Education	66%	↗ 8	52%	↗ 1
APP or Spectrum		97%	↘ 2	99%



Sacajawea Elementary

Barry Dorsey, *Principal*

School Plan & Budget for the 2012-2013 School Year

School Mission Statement

Sacajawea is a school for Human Greatness. We are an all-inclusive learning community. We celebrate our strengths and embrace our challenges. Our Mission is to become great human beings who contribute to a better world.

School Goals

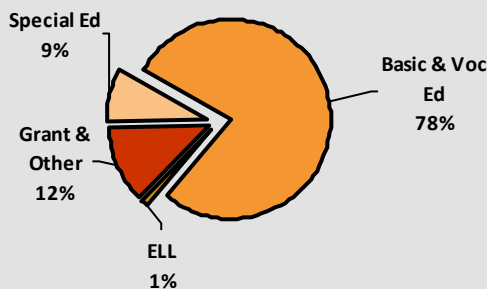
Sacajawea is focusing on math, reading and writing this year. Our specific goals for 2013 are: •At least 85% of students meet or exceed state grade level math standards on the MSP, an increase from 77% in 2012. •At least 88% of students meet or exceed state grade level reading standards on the MSP reading test, an increase from 80% in 2012. •At least 85% of students meet or exceed state grade level writing standards on the MSP, an increase from 80% in 2012.

School Description and Plan to Achieve Goals

Sacajawea's entire staff is dedicated and committed to assuring that the needs of all children are met. All students are provided a rigorous academic program at their level of need and are consistently encouraged and motivated to stretch them even further. Test scores at Sacajawea increased in math in 2012 after a slight decrease last year. Reading scores in grades 3, 4 and 5 averaged to eighty percent of students at standard on the MSP. Grade 4 writing scores decreased 4 points with 74% of students meeting standard. Science scores increased to 82% of students meeting standard. That is an increase of 25 percentage points over the 2011 scores. •Math: Several grade levels will be using a Walk to Math Program. Sacajawea also uses hourly tutors, instructional assistants and volunteers to give students' instruction at their individual academic level. This year we are using ST Math, a non language based visual orientated electronic intervention program that will be used to provide additional support for those students who are below standard. •Reading and Writing: Sacajawea continues to have an emphasis on writing. Several classrooms use a teaching model called the "Daily Five" to foster students' reading independence. Teachers hold conferences with students to identify their strengths and weaknesses. Our Reading Specialist will provide instruction to small groups of readers and help to facilitate the implementation of READ 44 and Read 180 electronic intervention programs, as additional support for students.

Annual Budget Report

2012-2013 Percent of School Funding



All financial data are from the 2012-13 recommended budget.

Total 2012-2013 School Budget:

\$1,580,524

Projected 2012-13 Student Enrollment:

244

Per-Student Funding:

\$6,478

Invitation to Participate

One of the goals of having School Reports is to support our families as critical partners with us in your student's academic success. To get involved, please share this information with your friends and neighbors, visit your child's school, or consider talking to your child's teacher or principal about joining the school's Building Leadership Team or Parent Teacher Student Association to shape your school's improvement plan.

District Mission Statement

The mission at Seattle Public Schools is to ensure every student graduates ready for college, career and life.