



Rainier Beach High School

Dwane Chappelle, Principal

School Report for the 2011–2012 School Year

<http://rainierbeachhs.seattleschools.org/>

2011-2012 School Year

Students: 365

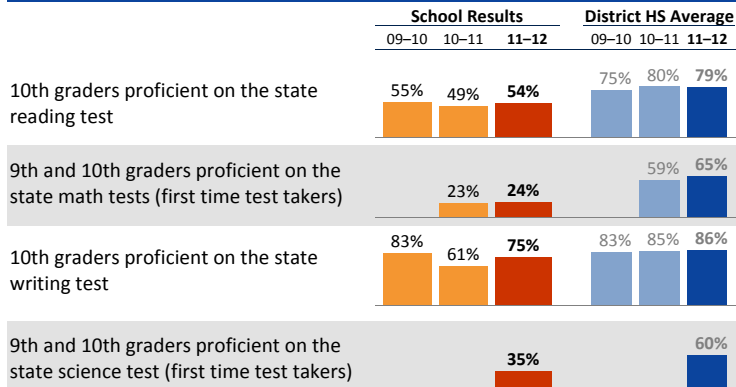
Teachers: 30 # Other Staff: 15

Average class size: 17

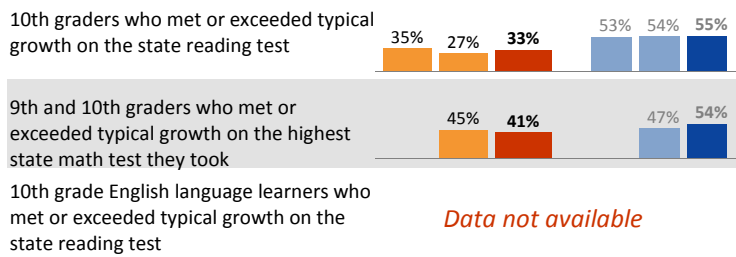
Average daily attendance: 84.1%

Student mobility: 36%

Student Achievement

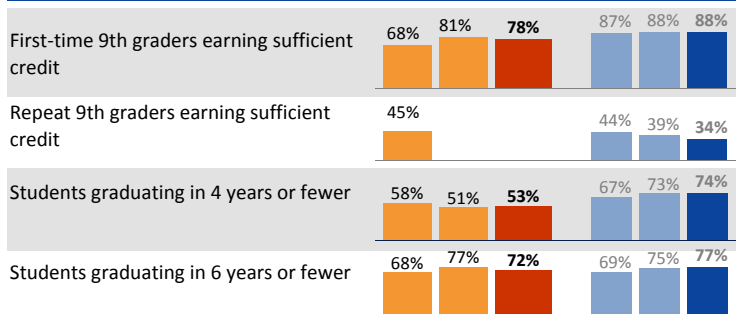


Year-to-Year Growth: Following the Same Students



This measure shows how much growth students have achieved compared to similar students across the state in the same grade level. The overall metric reported is the percentage of students whose growth was average or above (50th to 99th growth percentile) on the state test.

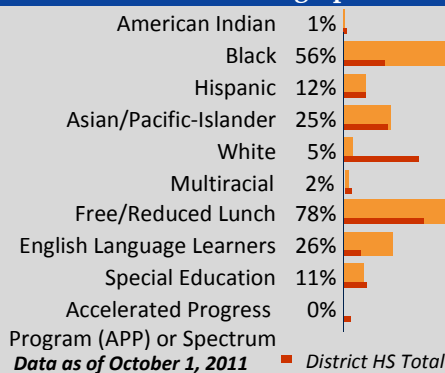
On-Track for Graduation



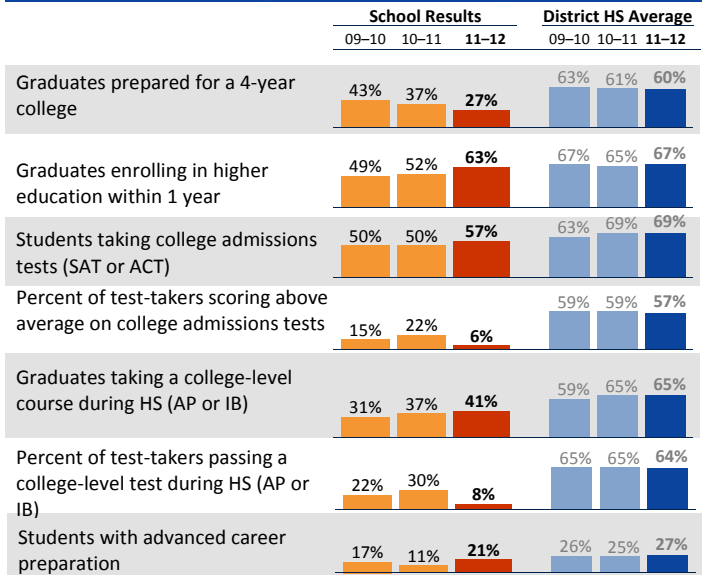
Attendance



Student Demographics

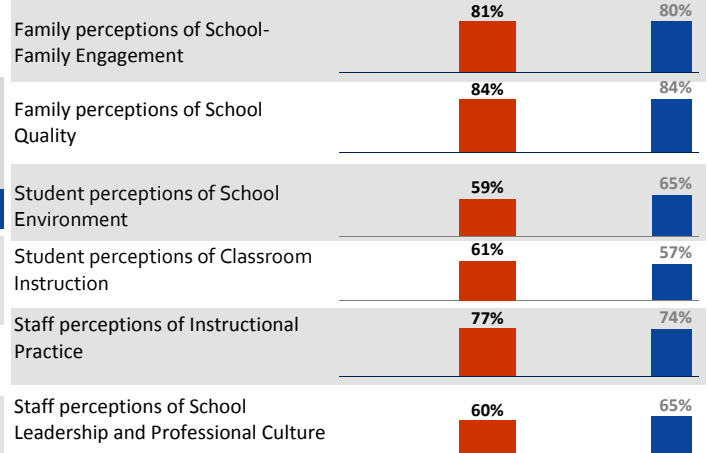


College and Career Ready



Student, Family, and Staff School Climate Survey

Average Positive Responses



* Families responding to survey: 8%; Students responding to survey: 55%; Staff responding to survey: 31%

**Reported results for each survey category equal the average positive responses for a subset of questions. Detailed results can be found here: http://bit.ly/school_reports

Accountability and School Performance

Seattle Public Schools Segmentation Level: **Level 2**
 Annual Measurable Objective (AMO) target for Reading: **On/Above**
 Annual Measurable Objective (AMO) target for Math: **Below**

Student Proficiency on State Tests

School average compared to District high school average

	Reading		Mathematics			
	School	District Avg	School	District Avg		
American Indian		54%	↘20	52%	↗14	
Black	42%	↘1	58%	↘5	38%	↗7
Hispanic		72%	↗4		51%	↗7
Asian/Pacific-Islander	63%	↗13	81%	↗1	53%	↗14
White		92%	↘1		80%	↗4
Multiracial		88%	↗4			↗6
Free/Reduced Lunch	53%	↗10	66%	↘2	22%	↔
Eng. Lang. Learners	15%	↗2	21%	↘5	28%	↗5
Special Education		53%	↘3		0%	↘17
APP or Spectrum		99%	↘9			99%



Rainier Beach High School

Dwane Chappelle, *Principal*

School Plan & Budget for the 2012-2013 School Year

School Mission Statement

To empower our students to become life-long learners, through the support of family, staff and community, to excel academically and creatively in a multicultural world!

School Goals

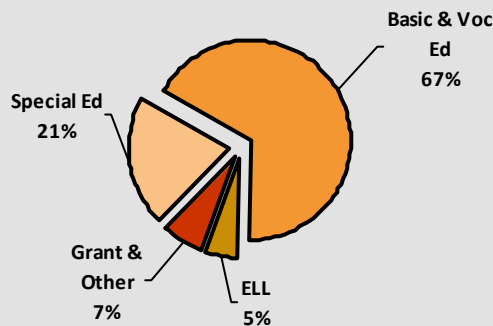
- 66.7% of 9th and 10th grade students taking the end of course assessments for the first time in Algebra or Geometry will pass the assessment . This reflects an increase from 35.7% in 2011/12.
- Reading HSPE scores will increase from 53.6% in 2011/12 to 72.7% in 2012/13 for first time test takers.

School Description and Plan to Achieve Goals

Reading: Teachers will use Reading Apprenticeship strategies that include building a toolkit of reading strategies to employ before, during, and after reading to increase access to prior knowledge and enhance comprehension of complex texts. Teachers will teach reading across the curriculum and align their curriculum maps with the Common Core State Standards adopted by Washington State in Language Arts, Social Studies, Science and Technical Subjects. Teachers will work with literacy coaches from Seattle Schools and the Office of the Superintendent of Public Instruction to improve the level of academic engagement of students in all classes. Students reading below grade level will access Read 180 and System 44 curriculum in addition to their Language Arts class to bring them to grade level. Students who are taking the state HSPE for the first time, and reading close to grade level will access additional support in Saturday academies, where they will be taught targeted reading strategies by experienced, certificated teachers. Teachers will give monthly benchmark assessments to gage the success of their instruction and to plan next steps. **Math:** Teachers will use Seattle Schools curricula supplemented by National Training Network curricula to provide contextualize, hands-on instruction in mathematics at grade level. NTN will also provide coaching to increase teacher effectiveness in using these pedagogy. Students currently performing below grade level will access support classes in addition to their regular math class. Students who are taking EOCs for the first time and performing close to grade level will receive additional targeted instruction in Saturday academies taught by experienced, certificated teachers. Teachers will adjust curriculum maps to reflect Common Core State Standards and Washington Essential Academic Learning Requirements to begin the transition to new assessments by 2014. Teachers will analyze monthly benchmark assessments to gage the effectiveness of instruction and to plan next steps.

Annual Budget Report

2012-2013 Percent of School Funding



All financial data are from the 2012-13 recommended budget.

Total 2012-2013 School Budget:

\$3,407,963

Projected 2012-13 Student Enrollment:

320

Per-Student Funding:

\$10,650

Invitation to Participate

One of the goals of having School Reports is to support our families as critical partners with us in your student's academic success. To get involved, please share this information with your friends and neighbors, visit your child's school, or consider talking to your child's teacher or principal about joining the school's Building Leadership Team or Parent Teacher Student Association to shape your school's improvement plan.

District Mission Statement

The mission at Seattle Public Schools is to ensure every student graduates ready for college, career and life.