



Queen Anne Elementary

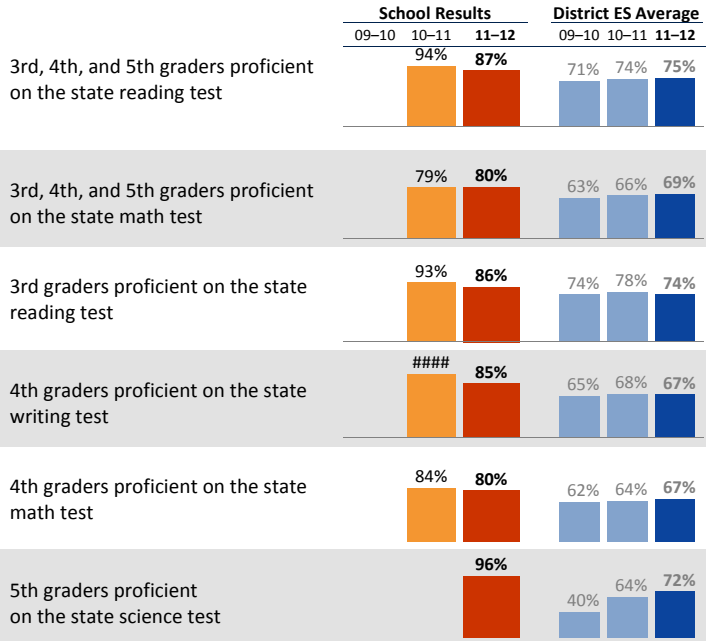
David Elliott, Principal

School Report for the 2011–2012 School Year

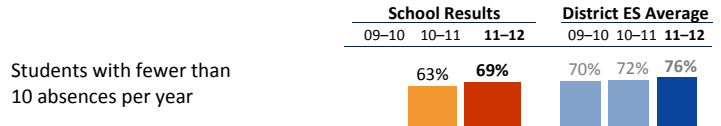
<http://www.queenanneelementary.com/>

2011-2012 School Year
 # Students: 223
 # Teachers: 14 # Other Staff: 4
 Average class size: 24
 Average daily attendance: 95.4%
 Student mobility: 6%

Student Achievement



Attendance



Accountability and School Performance

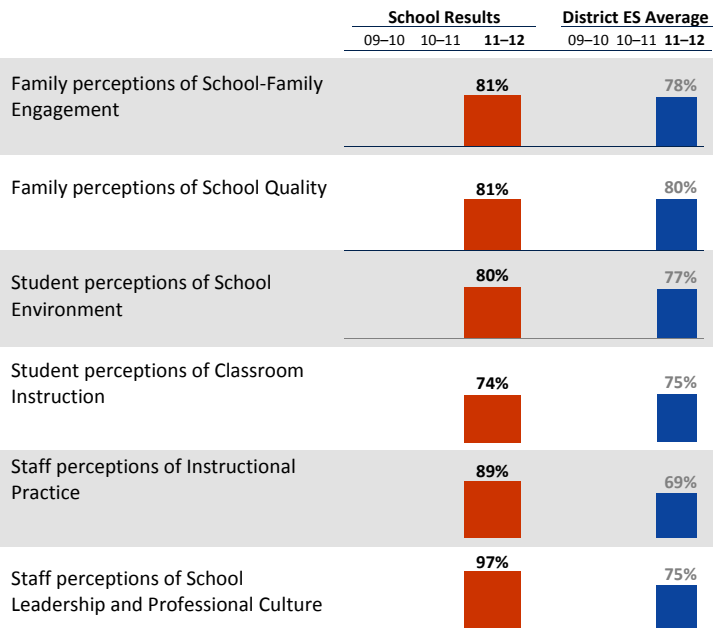
Seattle Public Schools Segmentation Level: **Level 4**

Annual Measurable Objective (AMO) target for Reading: **On/Above**

Annual Measurable Objective (AMO) target for Math: **On/Above**

Student, Family, and Staff School Climate Survey

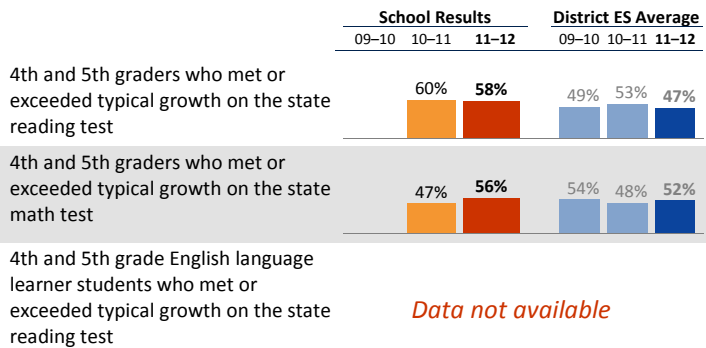
Average Positive Responses



* Families responding to survey: 34%; Students responding to survey: 92%; Staff responding to survey: 78%

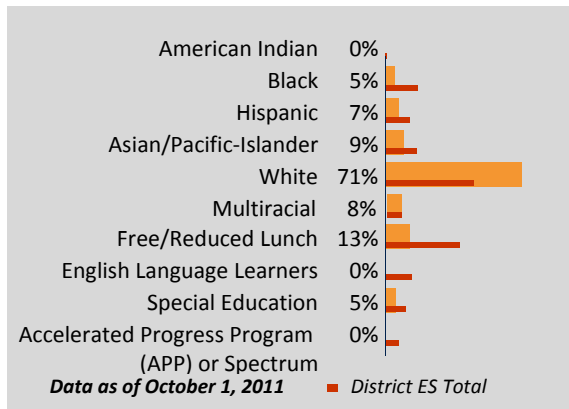
**Reported results for each survey category equal the average positive responses for a subset of questions. Detailed results can be found on the School Reports and Survey page: http://bit.ly/school_reports

Year-to-Year Growth: Following the Same Students



This measure shows how much growth students have achieved compared to similar students across the state in the same grade level. The overall metric reported is the percentage of students whose growth was average or above (50th to 99th growth percentile) on the state test. Students are compared to other students in the same grade level across the state with similar test scores in previous years.

Student Demographics



Student Proficiency on State Tests

School average compared to District elementary school average

	Reading		Mathematics	
	School	District Avg	School	District Avg
American Indian		54% ↗ 7	37%	↘ 1
Black		48% ↘ 1	38%	↗ 4
Hispanic		60% ↗ 2	48%	↗ 1
Asian/Pacific-Islander		75% ↔	76%	↗ 5
White	94%	↗ 10	84%	↔
Multiracial		78% ↘ 2		↗ 1
Free/Reduced Lunch	43%	56% ↗ 1	29%	47% ↗ 4
Eng. Lang. Learners		32% ↘ 1	32%	↗ 4
Special Education		52% ↗ 1	39%	↗ 2
APP or Spectrum		97% ↘ 2		99% ↗ 1



Queen Anne Elementary

David Elliott, *Principal*

School Plan & Budget for the 2012-2013 School Year

School Mission Statement

In our "Envisioning" process we developed "Five Pillars" that define our work as we build a brand new school. They are: We are self-directed learners; We encourage each other to think critically and learn more ; We are concerned, confident and compassionate citizens of the world, We are creative.

School Goals

Our staff spent seven days this summer with professional development and planning for our move to Project Based Learning (PBL). All grade levels have two major projects planned for the year with art and technology infused in the process. We believe that as we shift to this model and become more proficient and comfortable that it will transform our students learning. We believe it will lead to more authentic engagement, creativity, innovation—what are being referred to as 21st Century Skills. This year we will focus on Science and Social Studies standards in our PBL work as we grow and learn.

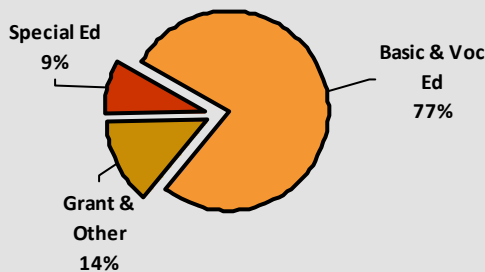
School Description and Plan to Achieve Goals

LITERACY: We will use the Readers/Writers Workshop model, incorporating a mini-lesson, independent work and guided reading groups. Students will read "Just Right" books, receive support from our librarian to choose those books and we will educate our parent population to support that leveled reading at home. Our primary staff also used the Daily 5 materials in this area. We have invested in several online resources that will provide support for our readers of all levels. Those include: Reading A-Z, Raz Kids, A Story Before Bed, Accelerated Reader and a wide variety of vocabulary apps for student iPads. All our mobile devices have the ability to record and track student fluency, a model proven effective by the Cupertino School District.

MATH: We have spent time researching the Common Core Standards and are planning our math instruction with those standards as our guide. We have invested in ReThink Mathematics to support and in some areas, supplant, the EDM curriculum. Staff will also make use of a variety of online resources; DreamBox, XTRA Math, Kahn Academy, a variety of iPad and iPod apps and various community math resources to engage and challenge all students. We are always investigating new print and online resources as we strive to differentiate, challenge and support every student.

Annual Budget Report

2012-2013 Percent of School Funding



All financial data are from the 2012-13 recommended budget.

Total 2012-2013 School Budget:

\$1,574,193

Projected 2012-13 Student Enrollment:

276

Per-Student Funding:

\$5,704

Invitation to Participate

One of the goals of having School Reports is to support our families as critical partners with us in your student's academic success. To get involved, please share this information with your friends and neighbors, visit your child's school, or consider talking to your child's teacher or principal about joining the school's Building Leadership Team or Parent Teacher Student Association to shape your school's improvement plan.

District Mission Statement

The mission at Seattle Public Schools is to ensure every student graduates ready for college, career and life.