



Pinehurst K-8

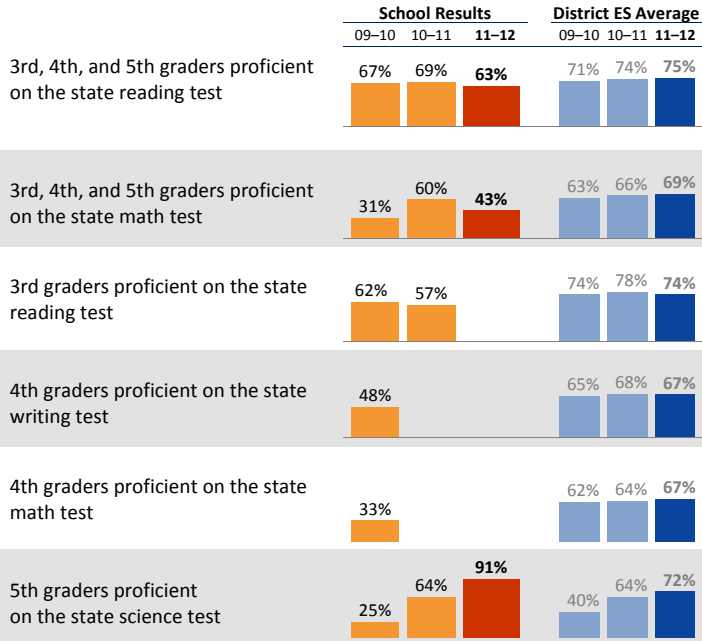
Roy Merca, Principal

School Report for the 2011-2012 (Grades K-5)

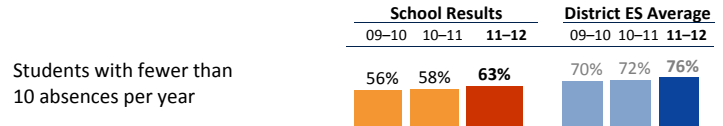
<http://pinehurstk8.seattleschools.org/>

2011-2012 School Year
 # Students: 62
 # Teachers: 14 # Other Staff: 9
 Average class size: 16
 Average daily attendance: 93.5%
 Student mobility: 18%

Student Achievement



Attendance



Accountability and School Performance

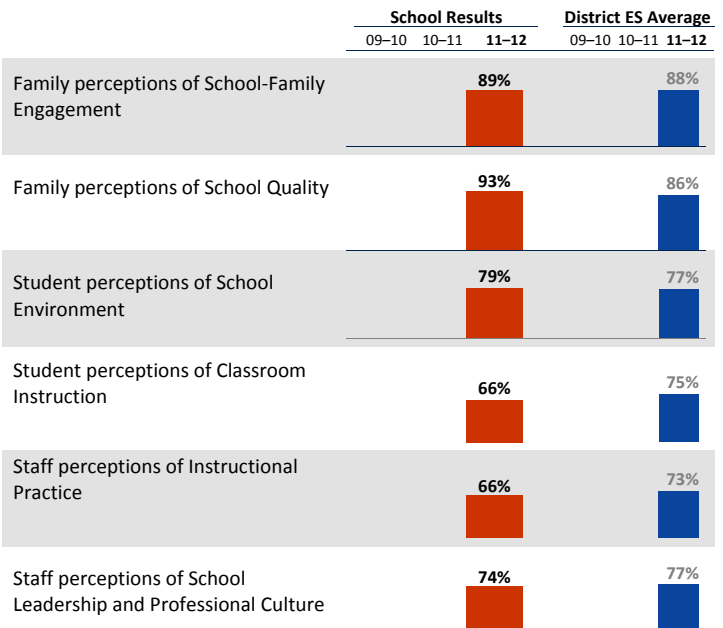
Seattle Public Schools Segmentation Level: **Level 3**

Annual Measurable Objective (AMO) target for Reading: **On/Above**

Annual Measurable Objective (AMO) target for Math: **Below**

Student, Family, and Staff School Climate Survey

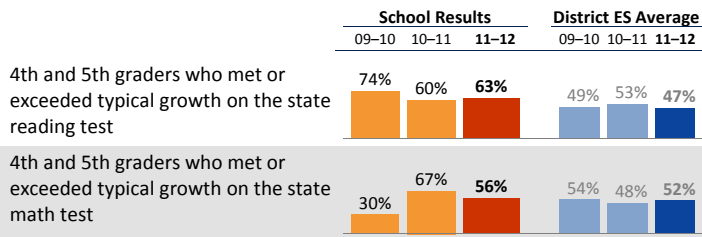
Average Positive Responses



* Families responding to survey: 13%; Students responding to survey: 37%; Staff responding to survey: 52%

**Reported results for each survey category equal the average positive responses for a subset of questions. Detailed results can be found on the School Reports and Survey page: http://bit.ly/school_reports

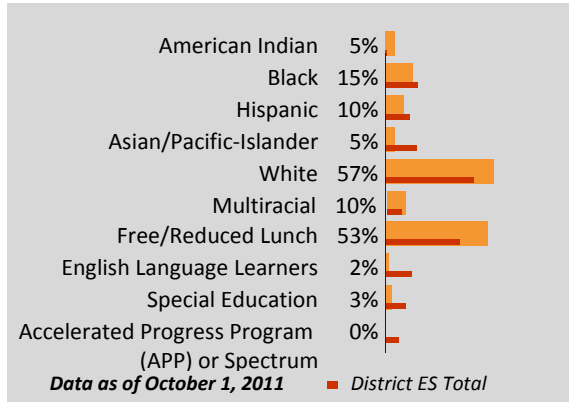
Year-to-Year Growth: Following the Same Students



4th and 5th grade English language learner students who met or exceeded typical growth on the state reading test **Data not available**

This measure shows how much growth students have achieved compared to similar students across the state in the same grade level. The overall metric reported is the percentage of students whose growth was average or above (50th to 99th growth percentile) on the state test. Students are compared to other students in the same grade level across the state with similar test scores in previous years.

Student Demographics



Student Proficiency on State Tests

School average compared to District elementary school average

	Reading		Mathematics	
	School	District Avg	School	District Avg
American Indian		54% ↗ 7	37%	↘ 1
Black		48% ↘ 1	38%	↗ 4
Hispanic		60% ↗ 2	48%	↗ 1
Asian/Pacific-Islander		75% ↔	76%	↗ 5
White	71%	↗ 10	89%	↗ 1
Multiracial		↗ 16	78%	↘ 2
Free/Reduced Lunch	60%		↗ 2	↗ 1
Eng. Lang. Learners		56%	↗ 7	↗ 4
Special Education		32%	↘ 1	↗ 4
APP or Spectrum		↗ 17	52%	↗ 1
			↗ 4	39%
			↗ 2	↗ 2
			97%	↘ 2
				99%



Pinehurst K-8

Roy Merca, Principal

School Plan & Budget for the 2012-2013 School Year (Grades K-8)

School Mission Statement

Pinehurst K-8 is a creative, holistic, experiential learning environment which nurtures respect, self discovery, and integrity, preparing the whole child to engage our global community.

School Goals

We will increase the percentage of students proficient on the state math test from 40% to 60% for 3rd grade, from 44% to 55% for 4th grade, from 45% to 55% for 5th grade, from 53% to 65% for 6th grade, from 47% to 55% for 7th grade, and 48% to 55% for 8th grade. We will increase the percentage of students proficient on the state reading test from 80% to 80% for 3rd grade, 33% to 50% for 4th grade, 72% to 72% for 5th grade, and 64% to 70% for 6th-8th grade students.

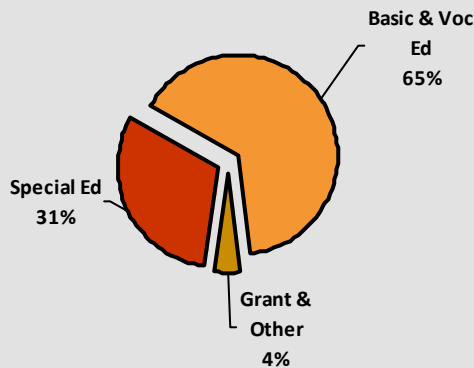
School Description and Plan to Achieve Goals

READING: Teachers will use the Daily 5 as we move towards a balanced literacy program to aide students in developing stamina and independence during RW. Teachers will arrange support of struggling readers using tutors during the school day and before/after school. Teachers will use Guided Reading to give small group instruction during Readers Workshop to differentiate reading instruction in the classroom. Teachers will use Reading Logs with students to see reading growth and set reading goals

MATH: Students will be provided with extra teacher instruction time. We will be using MSSP money to fund the instructors. Teaching staff will hold weekly collaboration meetings. Staff will meet for PG&E collaboration and submit documented summary to the main office. Teachers will be interviewing students to pin point their mathematical understandings and difficulties so teachers can focus on their needs. K-5 students will have access to Dreambox math site. Grades 6-8 students will have access to Math Khan academy. Students will take the math MAP in the Winter and Spring 2012-13. Teachers and administration will analyze student thinking upon ending the unit assessment.

Annual Budget Report

2012-2013 Percent of School Funding



All financial data are from the 2012-13 recommended budget.

Total 2012-2013 School Budget:

\$1,476,228

Projected 2012-13 Student Enrollment:

133

Per-Student Funding:

\$11,099

Invitation to Participate

One of the goals of having School Reports is to support our families as critical partners with us in your student's academic success. To get involved, please share this information with your friends and neighbors, visit your child's school, or consider talking to your child's teacher or principal about joining the school's Building Leadership Team or Parent Teacher Student Association to shape your school's improvement plan.

District Mission Statement

The mission at Seattle Public Schools is to ensure every student graduates ready for college, career and life.



Pinehurst K-8

Roy Merca, Principal

School Report for the 2011-2012 (Grades 6-8)

<http://cppp.seattleschools.org/>

2011-2012 School Year

Students: 81

Teachers: 14 # Other Staff: 9

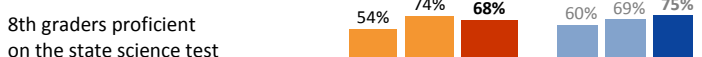
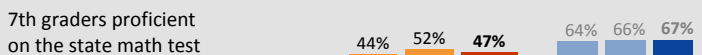
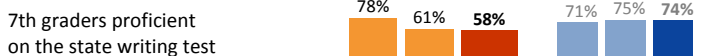
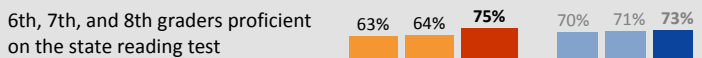
Average class size: 19

Average daily attendance: 92.9%

Student mobility: 12%

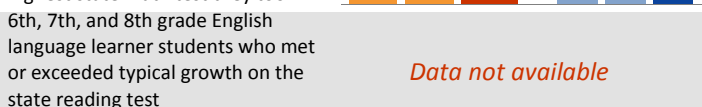
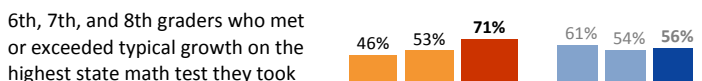
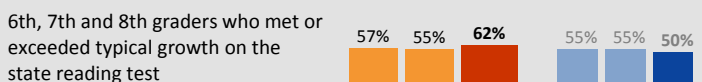
Student Achievement

School Results			District MS Average		
09-10	10-11	11-12	09-10	10-11	11-12



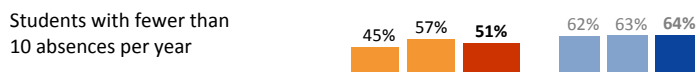
Year-to-Year Growth: Following the Same Students

School Results			District MS Average		
09-10	10-11	11-12	09-10	10-11	11-12

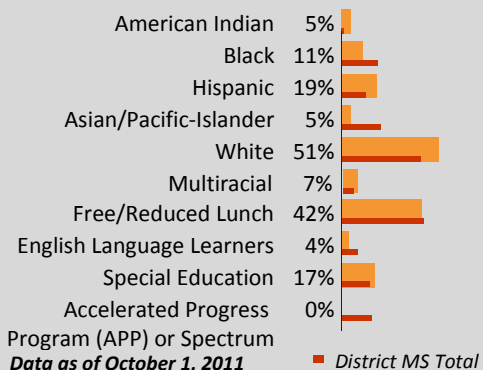


This measure shows how much growth students have achieved compared to similar students across the state in the same grade level. The overall metric reported is the percentage of students whose growth was average or above (50th to 99th growth percentile) on the state test.

Attendance



Student Demographics



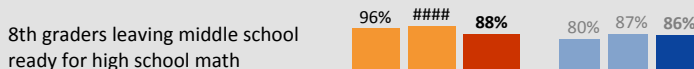
Accountability and School Performance

Seattle Public Schools Segmentation Level: **Level 3**

Annual Measurable Objective (AMO) target for Reading: **On/Above**

Annual Measurable Objective (AMO) target for Math: **Below**

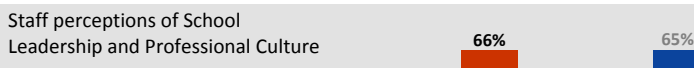



Prepared for High School Success



Student, Family, and Staff School Climate Survey

Average Positive Responses

School Results			District MS Average		
09-10	10-11	11-12	09-10	10-11	11-12



* Families responding to survey: 21%; Students responding to survey: 96%; Staff responding to survey: 52%

**Reported results for each survey category equal the average positive responses for a subset of questions. Detailed results can be found on the School Reports and Survey page: http://bit.ly/school_reports

Student Proficiency on State Tests

School average compared to the District middle school average

	Reading		Mathematics	
	School	District Avg	School	District Avg
American Indian		59% ↗ 2		43% ↘ 2
Black		51% ↗ 1		42% ↗ 4
Hispanic	60%	60% ↗ 4	27%	54% ↗ 4
Asian/Pacific-Islander		76% ↗ 2	↗ 15	82% ↗ 5
White	87%	↗ 23	86% ↗ 2	63% ↔
Multiracial		78%		↗ 4
Free/Reduced Lunch	57%	↗ 3	57%	↗ 4
Eng. Lang. Learners		↗ 3	25%	↔
Special Education	38%	↗ 4	19%	↘ 1
APP or Spectrum		↗ 1		99% ↔



Pinehurst K-8

Roy Merca, *Principal*

School Plan & Budget for the 2012-2013 School Year (Grades K-8)

School Mission Statement

Pinehurst K-8 is a creative, holistic, experiential learning environment which nurtures respect, self discovery, and integrity, preparing the whole child to engage our global community.

School Goals

We will increase the percentage of students proficient on the state math test from 40% to 60% for 3rd grade, from 44% to 55% for 4th grade, from 45% to 55% for 5th grade, from 53% to 65% for 6th grade, from 47% to 55% for 7th grade, and 48% to 55% for 8th grade. We will increase the percentage of students proficient on the state reading test from 80% to 80% for 3rd grade, 33% to 50% for 4th grade, 72% to 72% for 5th grade, and 64% to 70% for 6th-8th grade students.

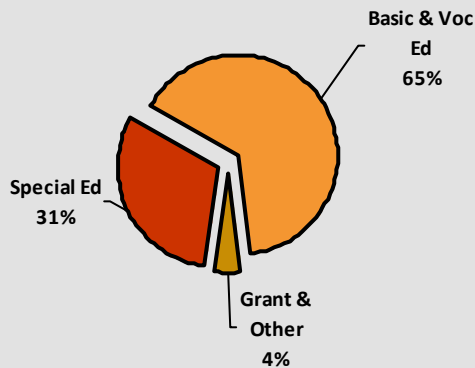
School Description and Plan to Achieve Goals

READING: Teachers will use the Daily 5 as we move towards a balanced literacy program to aide students in developing stamina and independence during RW. Teachers will arrange support of struggling readers using tutors during the school day and before/after school. Teachers will use Guided Reading to give small group instruction during Readers Workshop to differentiate reading instruction in the classroom. Teachers will use Reading Logs with students to see reading growth and set reading goals

MATH: Students will be provided with extra teacher instruction time. We will be using MSSP money to fund the instructors. Teaching staff will hold weekly collaboration meetings. Staff will meet for PG&E collaboration and submit documented summary to the main office. Teachers will be interviewing students to pin point their mathematical understandings and difficulties so teachers can focus on their needs. K-5 students will have access to Dreambox math site. Grades 6-8 students will have access to Math Khan academy. Students will take the math MAP in the Winter and Spring 2012-13. Teachers and administration will analyze student thinking upon ending the unit assessment.

Annual Budget Report

2012-2013 Percent of School Funding



All financial data are from the 2012-13 recommended budget.

Total 2012-2013 School Budget:

\$1,476,228

Projected 2012-13 Student Enrollment:

133

Per-Student Funding:

\$11,099

Invitation to Participate

One of the goals of having School Reports is to support our families as critical partners with us in your student's academic success. To get involved, please share this information with your friends and neighbors, visit your child's school, or consider talking to your child's teacher or principal about joining the school's Building Leadership Team or Parent Teacher Student Association to shape your school's improvement plan.

District Mission Statement

The mission at Seattle Public Schools is to ensure every student graduates ready for college, career and life.