



# Olympic Hills Elementary

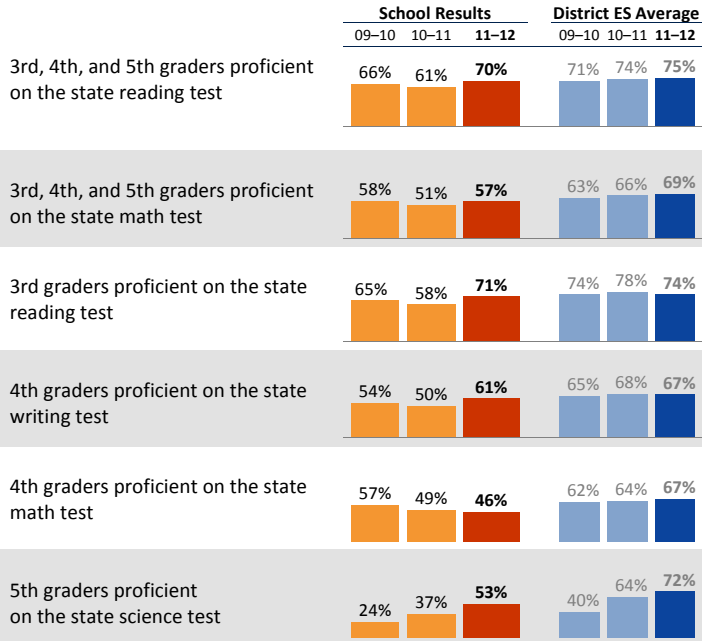
Zoe Jenkins & Helen Joung, Principal

## School Report for the 2011-2012 School Year

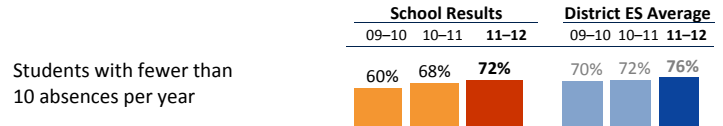
[www.olympichills.org](http://www.olympichills.org)

**2011-2012 School Year**  
 # Students: 267  
 # Teachers: 22 # Other Staff: 11  
 Average class size: 21  
 Average daily attendance: 94.7%  
 Student mobility: 18%

### Student Achievement



### Attendance



### Accountability and School Performance

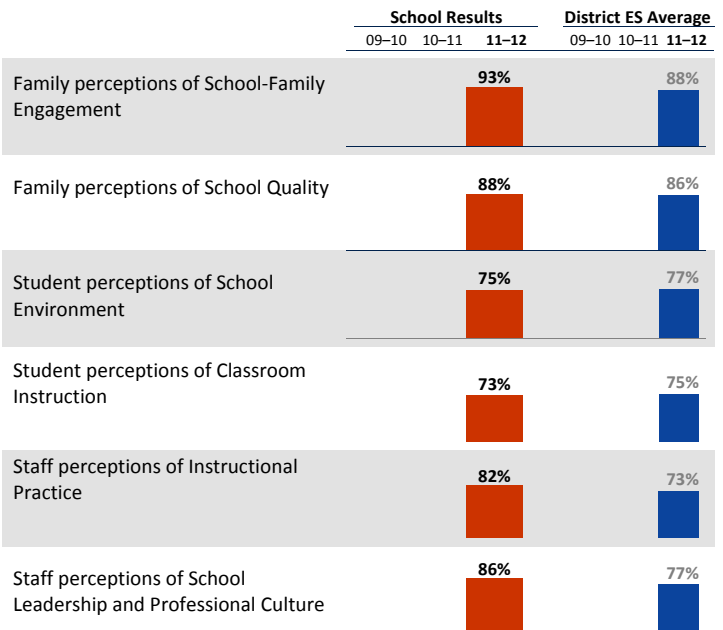
Seattle Public Schools Segmentation Level: **Level 3**

Annual Measurable Objective (AMO) target for Reading: **On/Above**

Annual Measurable Objective (AMO) target for Math: **Below**

### Student, Family, and Staff School Climate Survey

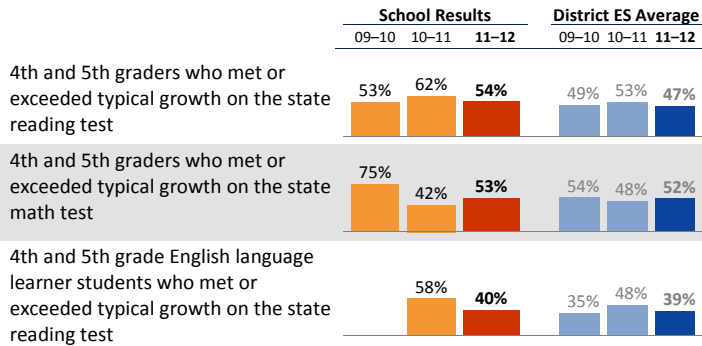
Average Positive Responses



\* Families responding to survey: 9%; Students responding to survey: 81%; Staff responding to survey: 67%

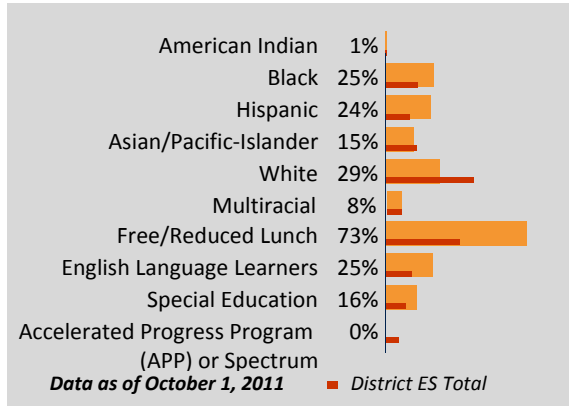
\*\*Reported results for each survey category equal the average positive responses for a subset of questions. Detailed results can be found on the School Reports and Survey page: [http://bit.ly/school\\_reports](http://bit.ly/school_reports)

### Year-to-Year Growth: Following the Same Students



This measure shows how much growth students have achieved compared to similar students across the state in the same grade level. The overall metric reported is the percentage of students whose growth was average or above (50th to 99th growth percentile) on the state test. Students are compared to other students in the same grade level across the state with similar test scores in previous years.

### Student Demographics



### Student Proficiency on State Tests

School average compared to District elementary school average

	Reading		Mathematics	
	School	District Avg	School	District Avg
American Indian		54% ↗ 7	37%	↘ 1
Black	<b>69%</b>	↗ 10	48%	↘ 1
Hispanic	<b>63%</b>	↗ 17	44%	↗ 3
Asian/Pacific-Islander	<b>78%</b>	↗ 11	78%	↗ 14
White	<b>65%</b>	↘ 1	89%	↗ 1
Multiracial		78%	↘ 2	↗ 1
Free/Reduced Lunch	<b>68%</b>	↗ 12	52%	↗ 5
Eng. Lang. Learners	<b>38%</b>	↗ 15	32%	↘ 1
Special Education	<b>46%</b>	↗ 15	19%	↗ 15
APP or Spectrum		97%	↘ 2	99%



# Olympic Hills Elementary

Zoe Jenkins & Helen Joung, *Principal*

## School Plan & Budget for the 2012-2013 School Year

### School Mission Statement

**Mission:** At Olympic Hills, our staff and families work together to promote academic achievement, and teach, inspire and motivate children. We guide all students to become literate, lifelong learners.

### School Goals

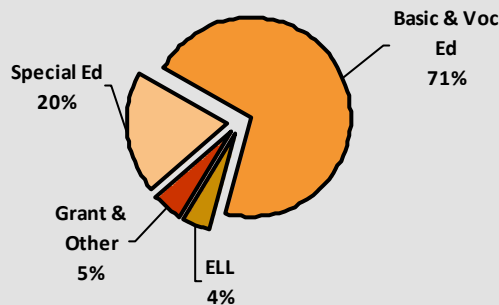
In our general education program: We will increase the % of students meeting or exceeding typical growth on the MAP math test from 66% to 70% for 3rd grade, from 60% to 65% for 4th grade, and from 52% to 60% for 5th grade. We will increase the % of students meeting or exceeding typical growth on the MAP reading test from 40% to 55% for 3rd grade, from 51% to 60% for 4th grade and from 65% to 70% for 5th grade. For 4th grade students, we will increase the percentage of students proficient on the state writing test from 50% to 60%.

### School Description and Plan to Achieve Goals

**READING:** Grade level teams meet monthly to review Readers Workshop Teachers' College materials, and create units with specific lesson Learning Targets. Within the Readers Workshop model, Olympic Hills is incorporating the federally-funded Arts Impact Grant. Lessons in Visual Arts and Theater Arts are integrated to provide deeper instruction in specific Reading Learning Targets. **MATH:** We have purchased an additional 0.5 FTE math co-teacher, plus focused 0.5 of Computer Lab teacher's time, to provide additional Math instruction in all multi-age classrooms, and in all 4th and 5th grade classrooms. In addition, the Arts Impact Grant grows for the 2012 - 2013 school year to include lessons in Movement/Dance in Mathematics as well. **TITLE I FUNDING** provides a School Relations Assistant, who specifically trains students in learning and homework behaviors. Title I and Baseline funding provides two tutors. Tutors work with students individually, providing additional practice on core Reading and Math skills. Tutors also prepare differentiated materials that allow teachers to provide highly focused instruction. **FAMILIES IN EDUCATION LEVY FUNDING** for the 2012 – 2013 school year will provide an after-school Academy program to boost learning for identified students in Math, Reading, Science and enrichment activities. The Levy also will provide an additional .5 teacher in Math for 2nd/3rd graders during the school day, plus four tutors in Reading/Math for kindergarten and 1st graders. This funding also provide a Care Coordinator to work with families to improve school attendance.

### Annual Budget Report

2012-2013 Percent of School Funding



All financial data are from the 2012-13 recommended budget.

Total 2012-2013 School Budget:

**\$2,081,683**

Projected 2012-13 Student Enrollment:

**288**

Per-Student Funding:

**\$7,228**

### Invitation to Participate

One of the goals of having School Reports is to support our families as critical partners with us in your student's academic success. To get involved, please share this information with your friends and neighbors, visit your child's school, or consider talking to your child's teacher or principal about joining the school's Building Leadership Team or Parent Teacher Student Association to shape your school's improvement plan.

### District Mission Statement

The mission at Seattle Public Schools is to ensure every student graduates ready for college, career and life.