



North Beach Elementary

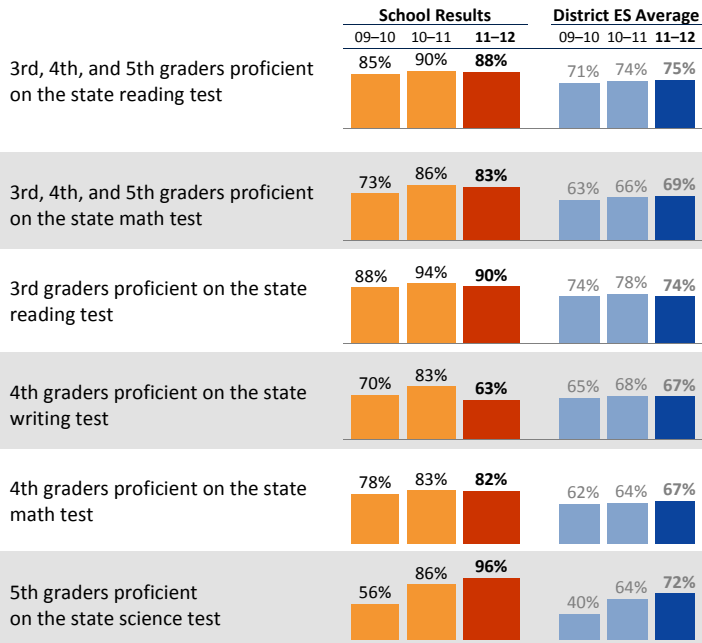
Robert Sammons, *Principal*

School Report for the 2011–2012 School Year

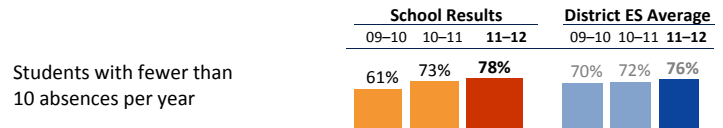
<http://northbeaches.seattleschools.org/>

2011-2012 School Year
 # Students: 315
 # Teachers: 20 # Other Staff: 7
 Average class size: 23
 Average daily attendance: 96.2%
 Student mobility: 5%

Student Achievement



Attendance



Accountability and School Performance

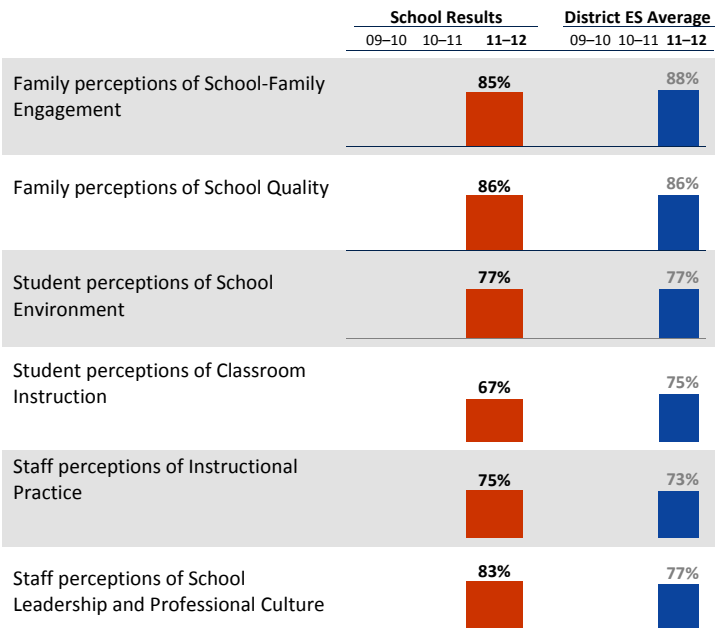
Seattle Public Schools Segmentation Level: **Level 5**

Annual Measurable Objective (AMO) target for Reading: **On/Above**

Annual Measurable Objective (AMO) target for Math: **On/Above**

Student, Family, and Staff School Climate Survey

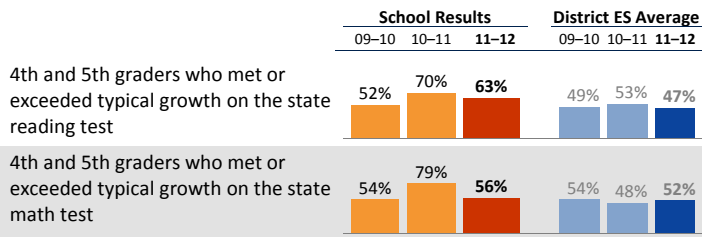
Average Positive Responses



* Families responding to survey: 26%; Students responding to survey: 90%; Staff responding to survey: 93%

**Reported results for each survey category equal the average positive responses for a subset of questions. Detailed results can be found on the School Reports and Survey page: http://bit.ly/school_reports

Year-to-Year Growth: Following the Same Students

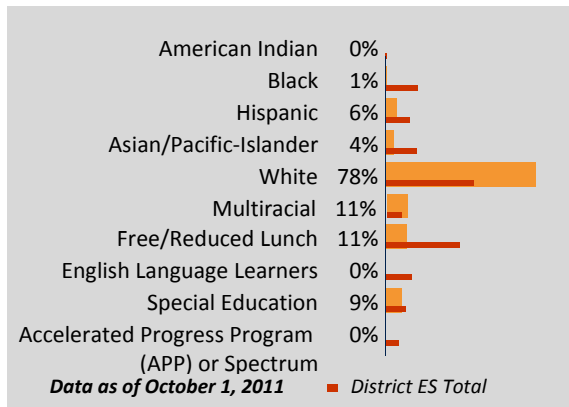


4th and 5th grade English language learner students who met or exceeded typical growth on the state reading test

Data not available

This measure shows how much growth students have achieved compared to similar students across the state in the same grade level. The overall metric reported is the percentage of students whose growth was average or above (50th to 99th growth percentile) on the state test. Students are compared to other students in the same grade level across the state with similar test scores in previous years.

Student Demographics



Student Proficiency on State Tests

School average compared to District elementary school average

| | Reading | | Mathematics | | |
|------------------------|---------|--------------|-------------|--------------|-----|
| | School | District Avg | School | District Avg | |
| American Indian | | 54% ↗ 7 | 37% | ↘ 1 | |
| Black | | 48% ↘ 1 | 38% | ↗ 4 | |
| Hispanic | | 60% ↗ 2 | 48% | ↗ 1 | |
| Asian/Pacific-Islander | | 75% ↔ | 76% | ↗ 5 | |
| White | 89% | ↘ 2 | 89% | ↗ 1 | |
| Multiracial | 79% | ↘ 12 | 78% | ↘ 2 | |
| Free/Reduced Lunch | 60% | ↘ 21 | 56% | ↗ 1 | |
| Eng. Lang. Learners | | 32% | ↘ 1 | 32% | ↗ 4 |
| Special Education | 65% | ↘ 5 | 52% | ↗ 1 | |
| APP or Spectrum | | 97% | ↘ 2 | 99% | ↗ 1 |



North Beach Elementary

Robert Sammons, *Principal*

School Plan & Budget for the 2012-2013 School Year

School Mission Statement

North Beach strives to nurture and empower all students to reach their full potential as learners and as citizens.

School Goals

90% of 3rd-5th grade students will meet or exceed state math standards on the MSP math test, an increase from 83% in 2011-2012.

80% of students will meet or exceed state writing standards on the MSP writing test, an increase from 63% in 2011-2012.

95% of students will meet or exceed state reading standards on the MSP, an increase from 88% in 2011-2012.

School Description and Plan to Achieve Goals

We are the “little gem in the north” as we are a smaller learning community with approximately 320 students and we pride ourselves on having such a supportive learning community. Please feel free to contact us with questions or even to schedule a tour!

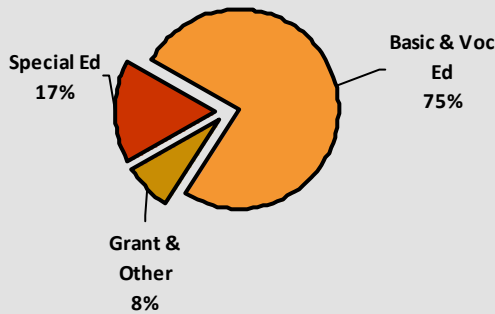
We continue to focus on and increase our instructional alignment K-5. Teachers collaborate and plan together weekly and are developing common assessments in Reading, Writing and Social Studies which greatly contributes to us achieving our goals. We will also conduct 3 school-wide writing prompts this year (fall, winter and spring) which will enable us to adjust our instruction and enhance our writing support system. We partner with Seattle Pacific University for our tutoring program where college students work 1:1 and in small groups with students who need support and or enrichment opportunities.

Technology connected to teaching and learning will help prepare our students to compete and succeed in the 21st century. We have 4 SMARTboards, 2 computer labs, Ipad cart and every teacher gets supplied with a laptop thanks to our PTA and along with pursuing various grants. We ensure that our databases, EBooks and typing program are all accessible from home to help extend learning opportunities.

All students receive art and music which is funded by our Academic Giving Campaign. All students have access to Advanced Learning Opportunities in Reading and Math. We use the Reader’s Workshop model which enables students to access books at their own level. We also have a district waiver to teach and use [Saxon math](#).

Annual Budget Report

2012-2013 Percent of School Funding



All financial data are from the 2012-13 recommended budget.

Total 2012-2013 School Budget:

\$1,950,319

Projected 2012-13 Student Enrollment:

314

Per-Student Funding:

\$6,211

Invitation to Participate

Our Principal conducts Learn a Latté sessions for parents and community members. Topics vary but please feel free to contact him for more information rjsammons@seattleschools.org.

District Mission Statement

The mission at Seattle Public Schools is to ensure every student graduates ready for college, career and life.