



Nathan Hale High School

Jill Hudson, Ed.D., Principal

School Report for the 2011-2012 School Year

<http://halehighschool.info/>

2011-2012 School Year

Students: 1,144

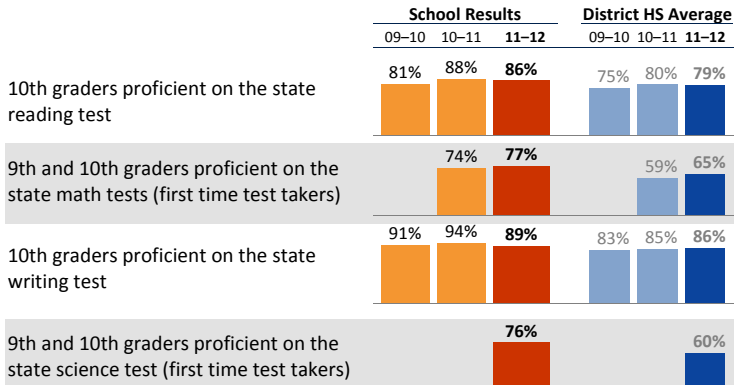
Teachers: 65 # Other Staff: 30

Average class size: 19

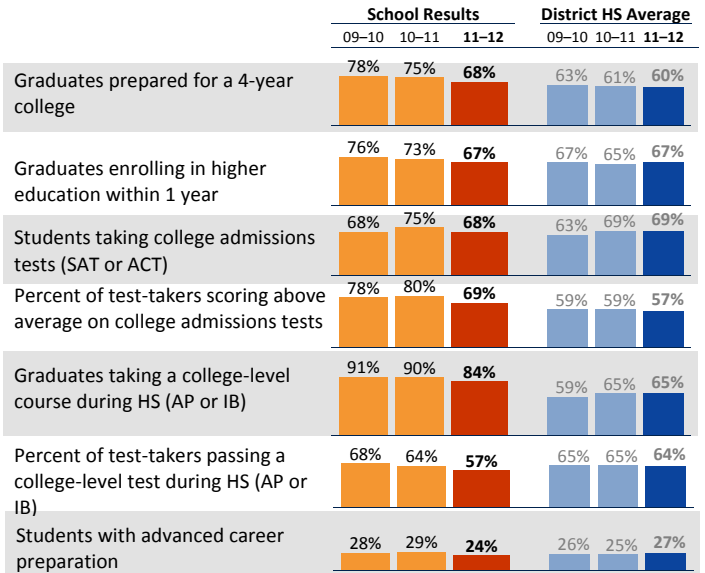
Average daily attendance: 91.8%

Student mobility: 13%

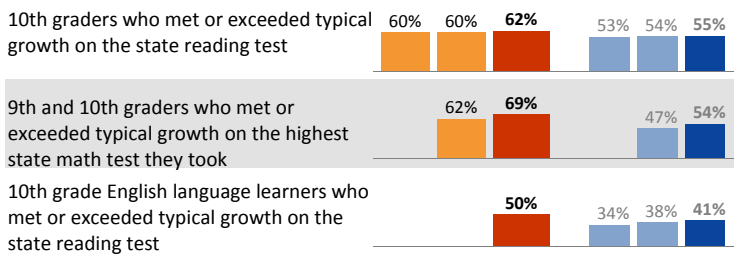
Student Achievement



College and Career Ready

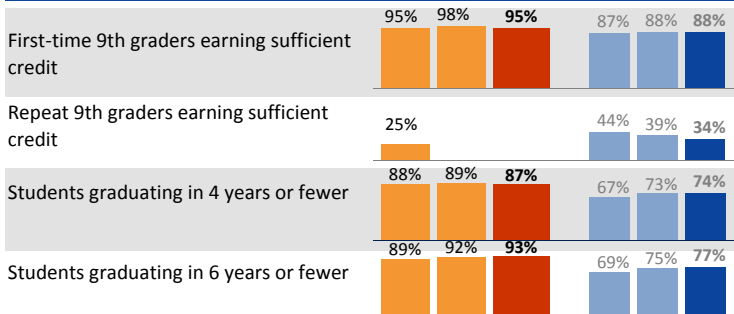


Year-to-Year Growth: Following the Same Students



This measure shows how much growth students have achieved compared to similar students across the state in the same grade level. The overall metric reported is the percentage of students whose growth was average or above (50th to 99th growth percentile) on the state test.

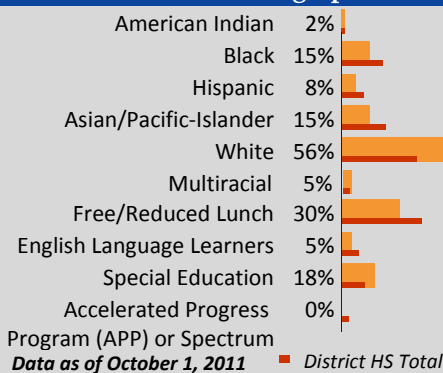
On-Track for Graduation



Attendance

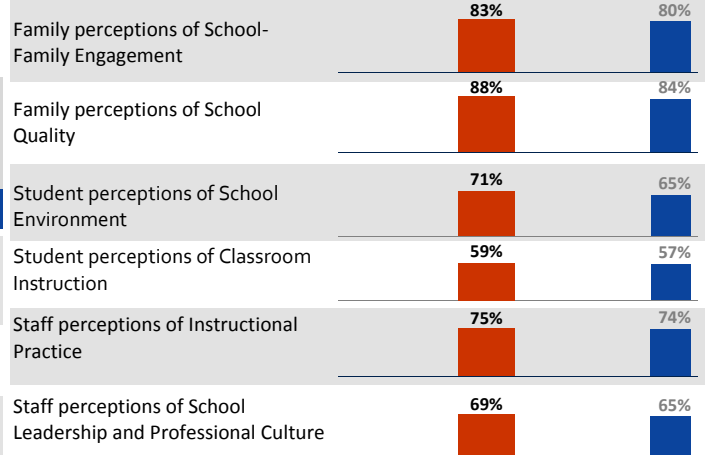


Student Demographics



Student, Family, and Staff School Climate Survey

Average Positive Responses



* Families responding to survey: 19%; Students responding to survey: 69%; Staff responding to survey: 78%

**Reported results for each survey category equal the average positive responses for a subset of questions. Detailed results can be found here: http://bit.ly/school_reports

Accountability and School Performance

Seattle Public Schools Segmentation Level: **Level 5**
 Annual Measurable Objective (AMO) target for Reading: **On/Above**
 Annual Measurable Objective (AMO) target for Math: **On/Above**

Student Proficiency on State Tests

School average compared to District high school average

	Reading		Mathematics					
	School	District Avg	School	District Avg				
American Indian		54%	↘20	52%	↗14			
Black	63%	↘12	58%	↘5	56%	↗12	38%	↗7
Hispanic	82%	↘2	72%	↗4	76%	↗4	51%	↗7
Asian/Pacific-Islander	84%	↘1	81%	↗1	82%	↗4	76%	↗6
White	93%	↗1	92%	↘1	83%	↗1	80%	↗4
Multiracial	92%	↗8	88%	↗4	87%			↗6
Free/Reduced Lunch	73%	↔	66%	↘2	67%	↗17	48%	↗7
Eng. Lang. Learners	32%	↘2	21%	↘5	65%	↗29	38%	↗14
Special Education	79%	↗8	53%	↘3	55%	↗5	29%	↗16
APP or Spectrum			99%	↘9			99%	



Nathan Hale High School

Jill Hudson, Ed.D, *Principal*

School Plan & Budget for the 2012-2013 School Year

School Mission Statement

Nathan Hale High School strives to ensure that ALL students will become honorable, thinking, skillful citizens. The school helps students learn to use their minds well by developing habits of mind, habits of heart and habits of work.

School Goals

Mathematics: For all students taking the EOC Math Years 1 and 2 exams, we will increase the percentage of students proficient on the test. **Science:** For all students taking the EOC assessment in science the gap between all demographic groups will be reduced. **Attendance:** For all students we will work toward Seattle Public Schools 2013/14 goal of 80% satisfactory attendance. **School Climate:** We will increase the number of students completing the Healthy Youth Survey from less than 50% to 75%.

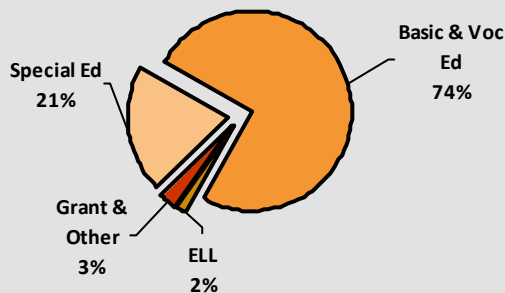
School Description and Plan to Achieve Goals

Serving a diverse population, Nathan Hale High School is recognized locally and nationally as a leader in educational reform. Nathan Hale has been a member of the Coalition of Essential Schools since 1997. An Essential School strives to these Common Principles: 1. The school should focus on helping adolescents learn to use their minds well. 2. The school should emphasize mastering a limited number of essential skills and knowledge areas. 3. The school's goals should apply to all students. 4. Teaching and learning should be personalized to the maximum feasible extent. 5. The governing practical metaphor of the school should be student-as-worker rather than the more familiar metaphor of teacher-as-deliverer of instructional services. 6. The diploma should be awarded upon a successful final demonstration of mastery for graduation – an "Exhibition." 7. The tone of the school should explicitly stress values of unanxious expectation, trust and decency. 8. The principal and teachers should perceive themselves as generalists with a commitment to the entire school. 9. Develop budgets that reflect CES priorities. 10. Model democratic and equitable practices.

- Nathan Hale has had consistently higher-than-average proficiency rates when compared to the district and state averages.
- Our teachers use a number of strategies to verify that students fully understand concepts, including requiring students to keep journals, pressing for justification of answers, asking students to use specific vocabulary, and helping them to create a "public record" of their work. Teachers are also working to increase the amount of student-to-student discourse.

Annual Budget Report

2012-2013 Percent of School Funding



All financial data are from the 2012-13 recommended budget.

Total 2012-2013 School Budget:

\$7,294,785

Projected 2012-13 Student Enrollment:

1112

Per-Student Funding:

\$6,560

Invitation to Participate

One of the goals of having School Reports is to support our families as critical partners with us in your student's academic success. To get involved, please share this information with your friends and neighbors, visit your child's school, or consider talking to your child's teacher or principal about joining the school's Building Leadership Team or Parent Teacher Student Association to shape your school's improvement plan.

District Mission Statement

The mission at Seattle Public Schools is to ensure every student graduates ready for college, career and life.