



Montlake Elementary

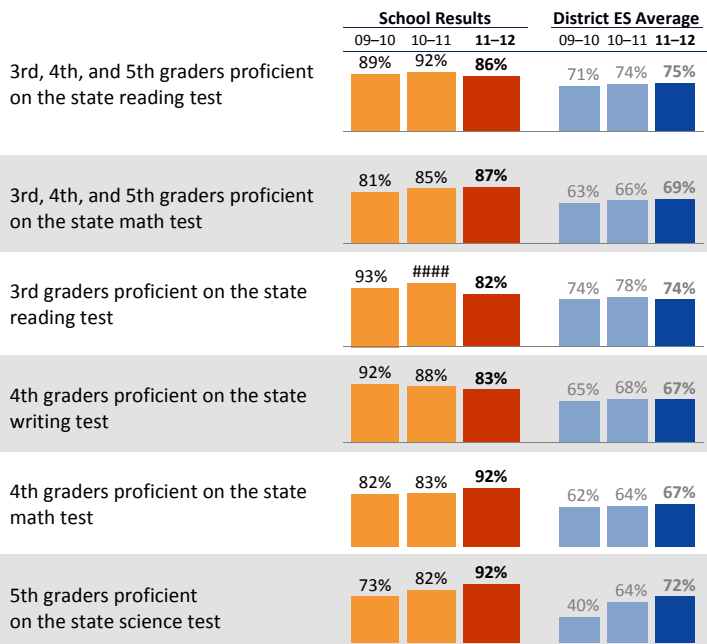
Claudia Allan, Principal

School Report for the 2011–2012 School Year

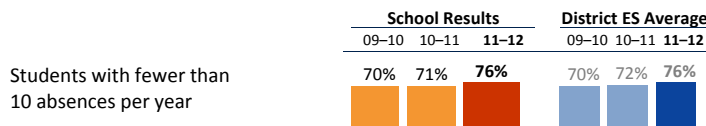
<http://montlakees.seattleschools.org/>

2011-2012 School Year
 # Students: 238
 # Teachers: 19 # Other Staff: 6
 Average class size: 24
 Average daily attendance: 95.9%
 Student mobility: 7%

Student Achievement



Attendance



Accountability and School Performance

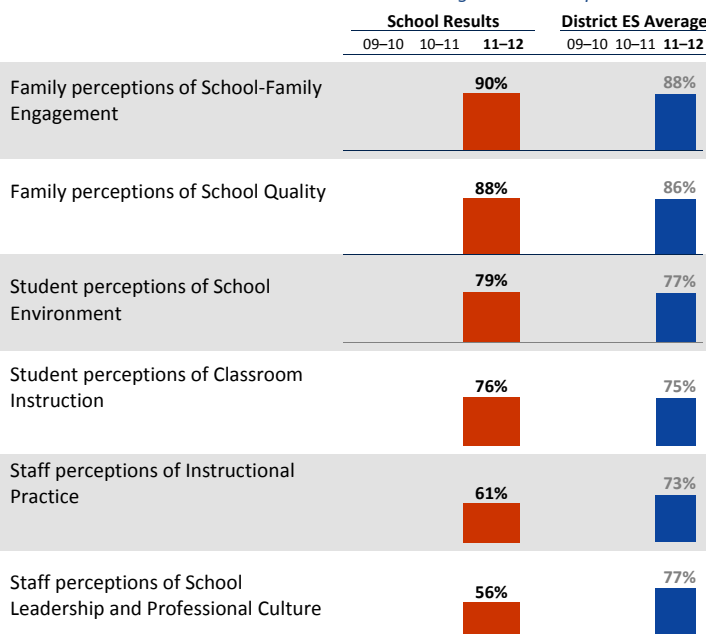
Seattle Public Schools Segmentation Level: **Level 5**

Annual Measurable Objective (AMO) target for Reading: **Below**

Annual Measurable Objective (AMO) target for Math: **On/Above**

Student, Family, and Staff School Climate Survey

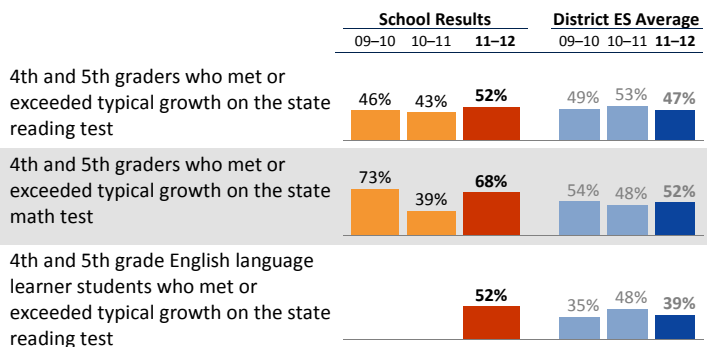
Average Positive Responses



* Families responding to survey: 29%; Students responding to survey: 88%; Staff responding to survey: 72%

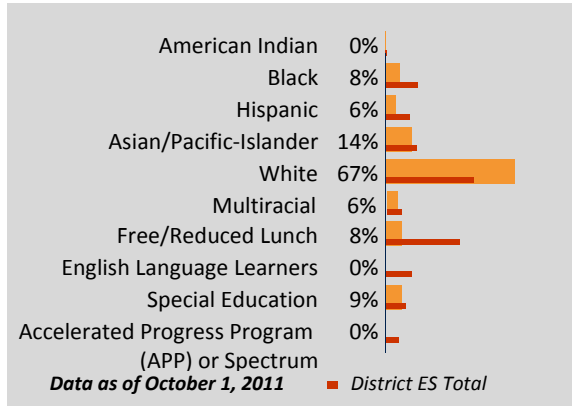
**Reported results for each survey category equal the average positive responses for a subset of questions. Detailed results can be found on the School Reports and Survey page: http://bit.ly/school_reports

Year-to-Year Growth: Following the Same Students



This measure shows how much growth students have achieved compared to similar students across the state in the same grade level. The overall metric reported is the percentage of students whose growth was average or above (50th to 99th growth percentile) on the state test. Students are compared to other students in the same grade level across the state with similar test scores in previous years.

Student Demographics



Student Proficiency on State Tests

School average compared to District elementary school average

	Reading		Mathematics	
	School	District Avg	School	District Avg
American Indian		54% ↗ 7	37%	↘ 1
Black		48%	↘ 1	38%
Hispanic	67%	60%	↗ 2	67%
Asian/Pacific-Islander	100%	75%	↔	↗ 6
White	88%	89%	↗ 1	93%
Multiracial		78%	↘ 2	↗ 1
Free/Reduced Lunch	75%	56%	↗ 1	63%
Eng. Lang. Learners		32%	↘ 1	32%
Special Education	50%	52%	↗ 1	45%
APP or Spectrum		97%	↘ 2	99%



Montlake Elementary

Claudia Allan, *Principal*

School Plan & Budget for the 2012-2013 School Year

School Mission Statement

Montlake Elementary is a united community of diverse students, families and educators engaged in challenging curriculum that is enhanced by environmental science and the arts enabling every learner to reach his or her full academic potential.

School Goals

READING For Black students we will increase the percentile of those meeting their target from the 2012 FALL MAP to SPRING: 66% to 78% 5th grade and 80% to 90% for 4th grade. For Hispanic students we will increase the percentile of those meeting their target from the 2012 FALL MAP to SPRING: 66% to 78% for 5th grade and 32 % to 75% for 4th grade. **MATHEMATICS** For Black students we will increase the percentile of those meeting their target from the 2012 FALL MAP to SPRING: 61% to 75% 5th grade and 68% to 75% 4th grade. For Hispanic students we will increase the percentile of those meeting their target from the 2012 FALL MAP to SPRING: 69% to 79% for fifth grade and 48% to 75% for 4th grade.

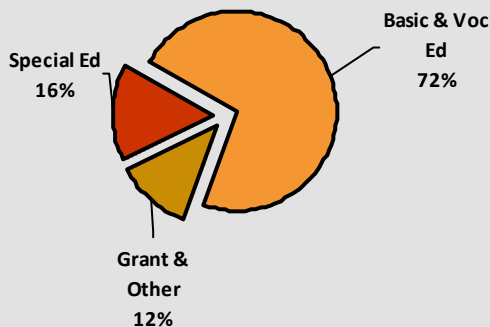
School Description and Plan to Achieve Goals

READING: Implement the READERS WORKSHOP K-5 using coaching and instruction from Columbia University Teachers College. We increase the number of books at students' reading levels in our classrooms. Online leveled readers are available using READING A-Z at school & home. Implement WRITERS WORKSHOP model K-5 using instruction. Language Arts teachers continue implementing Words Their Way curriculum and to teach spelling skills. We use Lexia software to increase students' decoding and word recognition skills. Families are encouraged to use our FREE access to Lexia and READING A-Z at school & home. We use Read Naturally softward to increase students' fluency and comprehension of non-fiction text.

MATH: We purchased Re-Thinking Matematics in order to differentiate our math instruction to meet student needs and provide instruction to meet national and state concepts and skills. We increase rigor in math with an emphasis on justification and mathematical thinking for all students grades K-5. We use differentiated lessons for ALO students and those who benefit from an increase in the complexity of problems presented in grades K-5. Students have free access to online IXL mathematcis at school and home to accelerate their math skills. We teach to mastery so that all students are fluent in their math facts. We encourage math practice at home. We use our annual Math Family Night to inform and engage parents in math content and skills.

Annual Budget Report

2012-2013 Percent of School Funding



All financial data are from the 2012-13 recommended budget.

Total 2012-2013 School Budget:

\$1,638,086

Projected 2012-13 Student Enrollment:

229

Per-Student Funding:

\$7,153

Invitation to Participate

One of the goals of having School Reports is to support our families as critical partners with us in your student's academic success. To get involved, please share this information with your friends and neighbors, visit your child's school, or consider talking to your child's teacher or principal about joining the school's Building Leadership Team or Parent Teacher Student Association to shape your school's improvement plan.

District Mission Statement

The mission at Seattle Public Schools is to ensure every student graduates ready for college, career and life.