



McGilvra Elementary

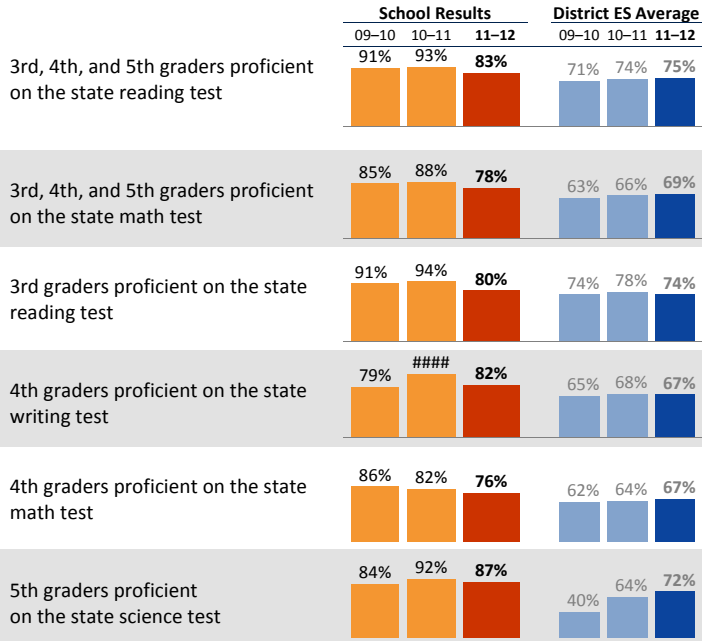
Mary Lane, Principal

School Report for the 2011-2012 School Year

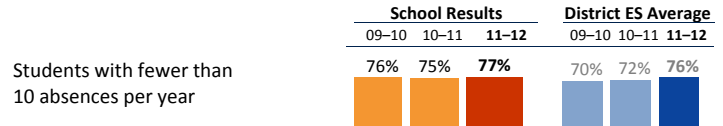
<http://mcgilvraes.seattleschools.org/>

2011-2012 School Year
 # Students: 298
 # Teachers: 20 # Other Staff: 7
 Average class size: 23
 Average daily attendance: 96.1%
 Student mobility: 10%

Student Achievement



Attendance



Accountability and School Performance

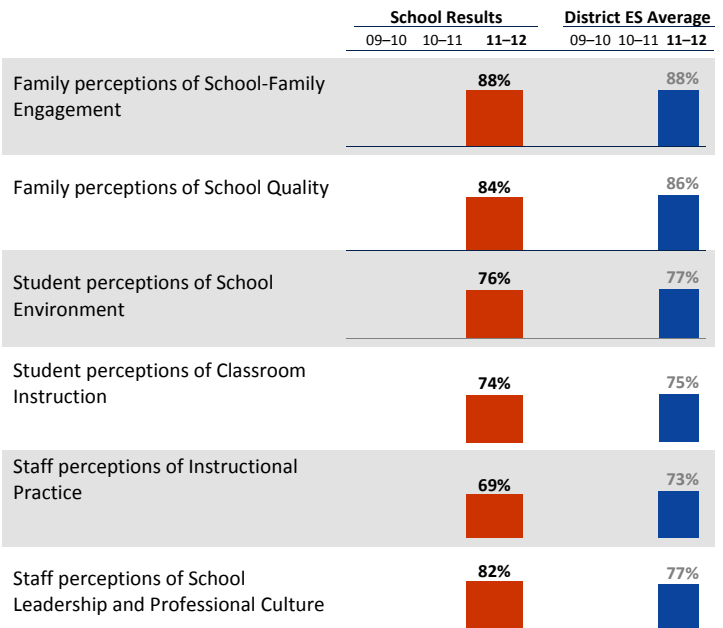
Seattle Public Schools Segmentation Level: **Level 4**

Annual Measurable Objective (AMO) target for Reading: **Below**

Annual Measurable Objective (AMO) target for Math: **Below**

Student, Family, and Staff School Climate Survey

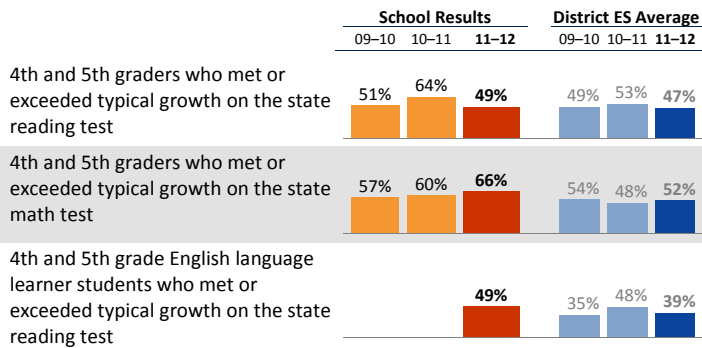
Average Positive Responses



* Families responding to survey: 28%; Students responding to survey: 90%; Staff responding to survey: 100%

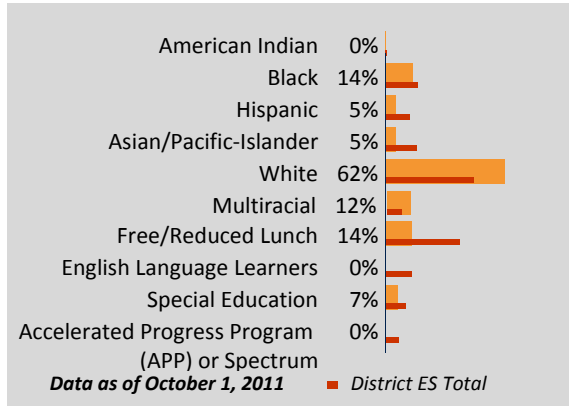
**Reported results for each survey category equal the average positive responses for a subset of questions. Detailed results can be found on the School Reports and Survey page: http://bit.ly/school_reports

Year-to-Year Growth: Following the Same Students



This measure shows how much growth students have achieved compared to similar students across the state in the same grade level. The overall metric reported is the percentage of students whose growth was average or above (50th to 99th growth percentile) on the state test. Students are compared to other students in the same grade level across the state with similar test scores in previous years.

Student Demographics



Student Proficiency on State Tests

School average compared to District elementary school average

	Reading		Mathematics	
	School	District Avg	School	District Avg
American Indian		54% ↗ 7	37%	↘ 1
Black	60%	↘ 2	48%	↘ 1
Hispanic		60%	↗ 2	48%
Asian/Pacific-Islander		75%	↔	76%
White	92%	↘ 7	89%	↘ 6
Multiracial	79%	↘ 12	78%	↘ 2
Free/Reduced Lunch	67%	↗ 1	40%	↗ 4
Eng. Lang. Learners		32%	↘ 1	32%
Special Education	78%	↗ 4	52%	↗ 1
APP or Spectrum		97%	↘ 2	99%



McGilvra Elementary

Mary Lane, *Principal*

School Plan & Budget for the 2012-2013 School Year

School Mission Statement

The mission of McGilvra Elementary School is to engage students in challenging curriculum that is enhanced with multi-arts experiences and builds a strong academic foundation for future success.

School Goals

Our school goals for the 2012-2013 school year includes a focus on reading and math improvement. We have implemented a variety of benchmark assessments across all grades but will target our ultimate goals at grades 3,4, and 5. In math we will increase the percentage of intermediate students proficient on the state test from 79% to 89%. In reading, we will increase the percentage of intermediate students proficient on the state test from 83% to 90%.

School Description and Plan to Achieve Goals

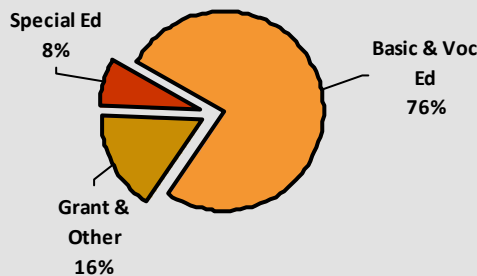
Our staff will continue to fully implement a Reader’s Workshop Model that supports individualized reading levels for learning. We will use teacher collaboration time to determine mini-lesson focus and scope and sequence based on student need. We have implemented additional individual student supports through trained reading tutors and extended learning opportunities before and after school for targeted students. Student goals will be monitored through monthly collaboration conversation with teachers and administration and benchmark assessments will be monitored and used to adjust instruction.

We have implemented a Walk to Math Program with a focus on grades 3, 4 and 5. We have also shifted our focus to the implementation of the new common core math standards and will work across all grade levels to individually support the 22 students that did not meet standard this past year and monitor our K-2 students with regular benchmark testing. We have hired additional tutors to provide small group intervention and we will meet monthly to review student progress and make instructional adjustments.

One interesting circumstance that we continue to manage is the fact that McGilvra is a very small school and our small “sample size” results in year to year score averages being highly influenced by a very small student number. This is even more challenging as our overall performance is relatively high when compared to other schools in the district and state. We are concerned that we are experiencing an overall downward trend, and we are very well aware of our students (22) that are not meeting standard. We have support strategies in place for new students that transition to McGilvra at grade 4 and 5 and for all students that are not making expected growth towards learning targets.

Annual Budget Report

2012-2013 Percent of School Funding



All financial data are from the 2012-13 recommended budget.

Total 2012-2013 School Budget:

\$1,768,323

Projected 2012-13 Student Enrollment:

299

Per-Student Funding:

\$5,914

Invitation to Participate

To get involved, please share this information with your friends and neighbors, visit your child's school, or consider talking to your child's teacher or principal about joining the school's Building Leadership Team or PTSA to shape your school's improvement plan. McGilvra also has a volunteer reading/math tutor program that helps us make a significant difference for all students. We welcome your input and involvement.

District Mission Statement

The mission at Seattle Public Schools is to ensure every student graduates ready for college, career and life.