



McClure Middle School

Sarah Pritchett, Principal

School Report for the 2011–2012 School Year

<http://mcclurems.seattleschools.org/>

2011-2012 School Year

Students: 483

Teachers: 33 # Other Staff: 14

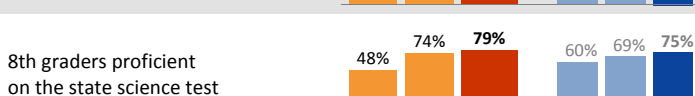
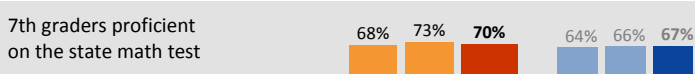
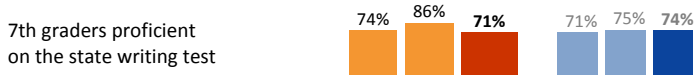
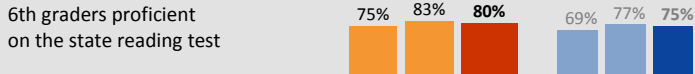
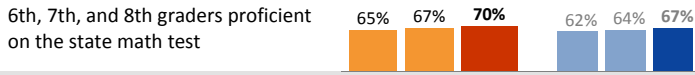
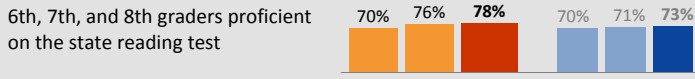
Average class size: 26

Average daily attendance: 93.2%

Student mobility: 11%

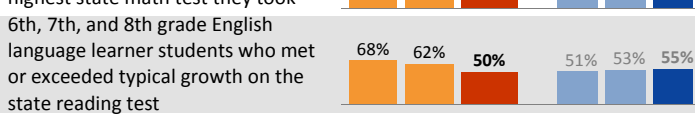
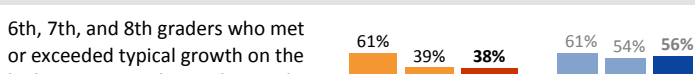
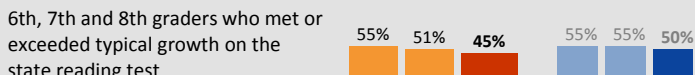
Student Achievement

School Results			District MS Average		
09-10	10-11	11-12	09-10	10-11	11-12



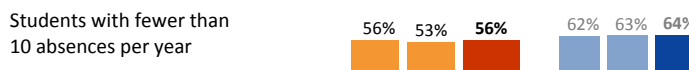
Year-to-Year Growth: Following the Same Students

School Results			District MS Average		
09-10	10-11	11-12	09-10	10-11	11-12

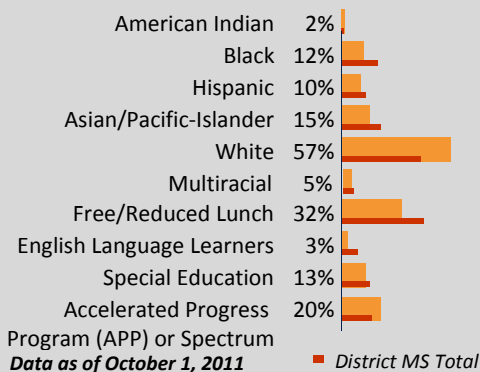


This measure shows how much growth students have achieved compared to similar students across the state in the same grade level. The overall metric reported is the percentage of students whose growth was average or above (50th to 99th growth percentile) on the state test.

Attendance



Student Demographics



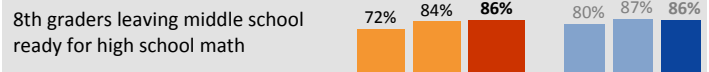
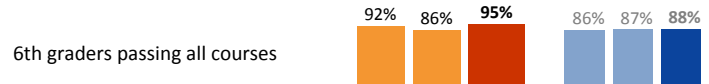
Accountability and School Performance

Seattle Public Schools Segmentation Level: **Level 3**

Annual Measurable Objective (AMO) target for Reading: **On/Above**

Annual Measurable Objective (AMO) target for Math: **On/Above**




Prepared for High School Success



Student, Family, and Staff School Climate Survey

Average Positive Responses

School Results			District MS Average		
09-10	10-11	11-12	09-10	10-11	11-12



* Families responding to survey: 23%; Students responding to survey: 87%; Staff responding to survey: 85%

** Reported results for each survey category equal the average positive responses for a subset of questions. Detailed results can be found on the School Reports and Survey page: http://bit.ly/school_reports

Student Proficiency on State Tests

School average compared to the District middle school average

	Reading		Mathematics	
	School	District Avg	School	District Avg
American Indian		59% ↗ 2	43%	↘ 2
Black	61%	↗ 3	51%	↗ 1
Hispanic	70%	↘ 2	60%	↗ 4
Asian/Pacific-Islander	79%	↗ 3	76%	↗ 2
White	84%	↗ 4	86%	↗ 2
Multiracial	58%	↘ 23	78%	↘ 13
Free/Reduced Lunch	57%	↘ 5	57%	↗ 4
Eng. Lang. Learners	9%	↗ 1	25%	↔
Special Education	45%	↗ 6	44%	↗ 4
APP or Spectrum	99%	↗ 2	99%	↗ 1



McClure Middle School

Sarah Pritchett, *Principal*

School Plan & Budget for the 2012-2013 School Year

School Mission Statement

McClure Middle School is committed to providing opportunities for students that meet their individual learning needs and ensure that all students have rich experiences which promote academic, social and emotional growth.

School Goals

MATH GOALS: McClure will increase the % of total students proficient on the state test from 70.4% to 75% and for students receiving Special Education Services our goal is to increase the % of total students proficient on the state math test from 29.6% to 33%. **READING GOALS:** McClure will increase the % of total students proficient on the state test from 76.9% to 80%. And for students receiving Special Education services our goal is to increase the % of total students proficient on the state reading test from 38% to 42%.

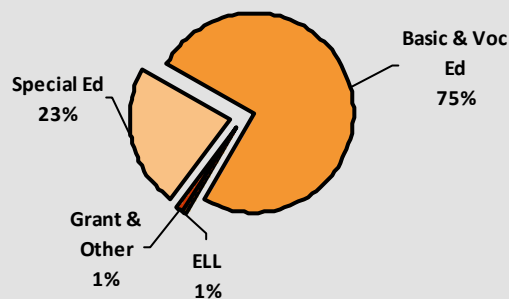
School Description and Plan to Achieve Goals

READING: All students receive Language Arts instruction daily using Readers and Writers Workshop model. Students have access to classroom libraries and individually leveled books to read during school and after school. Our expectation is that all students should be reading on average one book per week; We have two after school book clubs featuring high-interest diverse fiction of varying genres and diverse themes to generate student excitement for reading and to promote thoughtful reading; Each club meets once a month. We also have an Extended Day Program for supplementary literacy support four hours per week for students that have not met standard on the MSP.

MATH: We have been awarded money through the Families and Education Levy and are partnering with Seattle Parks and Recreation to meet our Levy targets focused directly on math. We have Math Intervention classes during the school day, where teachers focus on skill acquisition and math fluency using Saxon curriculum and a computer based program called IXL as well as the "pre-teaching" and re-teaching of CMP II curriculum. We also have Math intervention and support through our Extended Day Program targeting 6-8 grade students that have not met standard on the MSP; as well as a Math tutorial program targeting special education students who have not met standard on the MSP, both programs are taught by McClure Middle School Math teachers; and Special Education teachers. Our Math teachers participate in Professional Study Groups focused on standards based grading and analysis student data and assessment inform instruction.

Annual Budget Report

2012-2013 Percent of School Funding



All financial data are from the 2012-13 recommended budget.

Total 2012-2013 School Budget:

\$3,197,062

Projected 2012-13 Student Enrollment:

470

Per-Student Funding:

\$6,802

Invitation to Participate

One of the goals of having School Reports is to support our families as critical partners with us in your student's academic success. To get involved, please share this information with your friends and neighbors, visit your child's school, or consider talking to your child's teacher or principal about joining the school's Building Leadership Team or Parent Teacher Student Association to shape your school's improvement plan.

District Mission Statement

The mission at Seattle Public Schools is to ensure every student graduates ready for college, career and life.