



# Loyal Heights Elementary

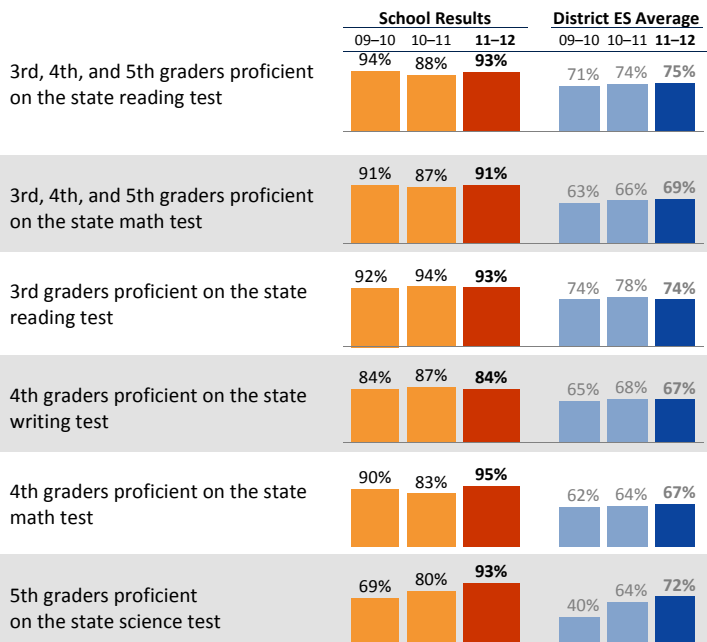
Wayne Floyd, Principal

## School Report for the 2011–2012 School Year

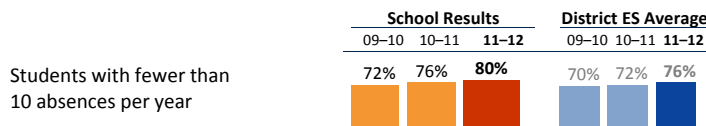
<http://loyalheightses.seattleschools.org/>

**2011-2012 School Year**  
 # Students: 401  
 # Teachers: 21 # Other Staff: 7  
 Average class size: 24  
 Average daily attendance: 96.1%  
 Student mobility: 3%

### Student Achievement



### Attendance



### Accountability and School Performance

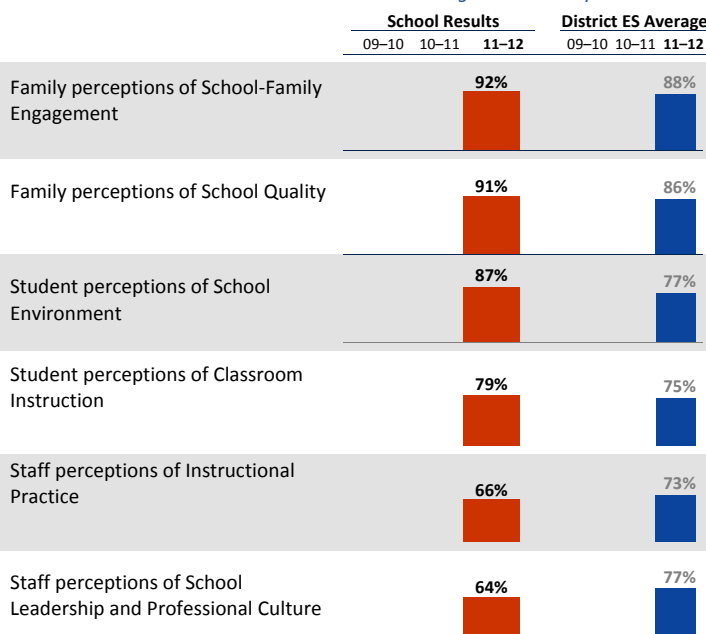
Seattle Public Schools Segmentation Level: **Level 5**

Annual Measurable Objective (AMO) target for Reading: **On/Above**

Annual Measurable Objective (AMO) target for Math: **On/Above**

### Student, Family, and Staff School Climate Survey

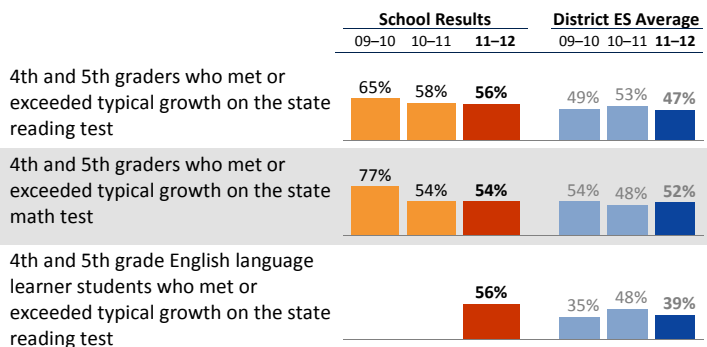
Average Positive Responses



\* Families responding to survey: 27%; Students responding to survey: 95%; Staff responding to survey: 89%

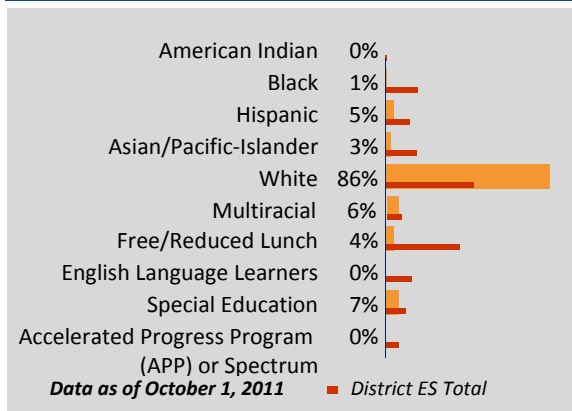
\*\*Reported results for each survey category equal the average positive responses for a subset of questions. Detailed results can be found on the School Reports and Survey page: [http://bit.ly/school\\_reports](http://bit.ly/school_reports)

### Year-to-Year Growth: Following the Same Students



This measure shows how much growth students have achieved compared to similar students across the state in the same grade level. The overall metric reported is the percentage of students whose growth was average or above (50th to 99th growth percentile) on the state test. Students are compared to other students in the same grade level across the state with similar test scores in previous years.

### Student Demographics



### Student Proficiency on State Tests

School average compared to District elementary school average

	Reading		Mathematics	
	School	District Avg	School	District Avg
American Indian		54% ↗ 7	37%	↘ 1
Black		48% ↘ 1	38%	↗ 4
Hispanic		60% ↗ 2	48%	↗ 1
Asian/Pacific-Islander		75% ↔	76%	↗ 5
White	93%	↗ 3	89%	↗ 1
Multiracial	100%	↗ 21	92%	↗ 13
Free/Reduced Lunch		56% ↗ 1	47%	↗ 4
Eng. Lang. Learners		32% ↘ 1	32%	↗ 4
Special Education	73%	↗ 11	52%	↗ 1
APP or Spectrum		97% ↘ 2	67%	↗ 19
			39%	↗ 2
			99%	↗ 1



# Loyal Heights Elementary

Wayne Floyd, *Principal*

## School Plan & Budget for the 2012-2013 School Year

### School Mission Statement

Learning is built on quality instruction and the active participation of students. Gather to Learn.

### School Goals

For math, current 4th grade students will increase the % of students proficient on the state test as third graders from 95% to 98%, current 5th graders from 95% as 4th grade students to 98% and for all students making gains on the state test from 91% to 95%. For all students we will increase the % of students meeting or exceeding typical growth on the MAP reading test to 75%. For 5th grade students we will increase the % of students proficient on the state science test from 92% to 95%. 4th grade writing will increase from 83% to 90% and all students will demonstrate growth on the Columbia Teachers College Writing Continuum.

### School Description and Plan to Achieve Goals

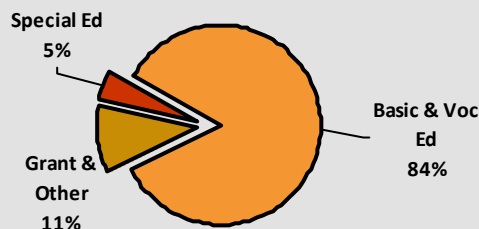
**READING:** Implement Readers Workshop & Words Their Way; Students working below grade level will be assigned a reading tutor along with small group instruction and one on one enrichment.

**MATH:** Providing an advanced math instruction for students in the top 10% (MAP scores) well above standard on MSP and or ALO designated; MAP, MSP and common standards based assessments will be used to plan curricular focus, form flexible groups, and individualize instruction to meet students' needs. Assessments (MAP & MSP) and Teacher recommendation provide candidates for additional small group or individual tutoring.

**WRITING:** Implementation of Writers Workshop, Words Their Way, Writing Club; Instruction focus on Conventions, Writing with the purpose to Explain, and Content, Organization & Style.

### Annual Budget Report

2012-2013 Percent of School Funding



All financial data are from the 2012-13 recommended budget.

Total 2012-2013 School Budget:

**\$2,055,485**

Projected 2012-13 Student Enrollment:

**408**

Per-Student Funding:

**\$5,038**

### Invitation to Participate

To get involved, please share this information with your friends and neighbors, visit your child's school, or consider talking to your child's teacher or principal about joining the school's Building Leadership Team or Parent Teacher Student Association to shape your school's improvement plan. We will also be available for weekly coffee chats hosted by our PTA president and attended by the principal when available.

### District Mission Statement

The mission at Seattle Public Schools is to ensure every student graduates ready for college, career and life.

For additional data including teacher quality, NAEP and AMO results, please visit <http://reportcard.ospi.k12.wa.us>