



Lafayette Elementary

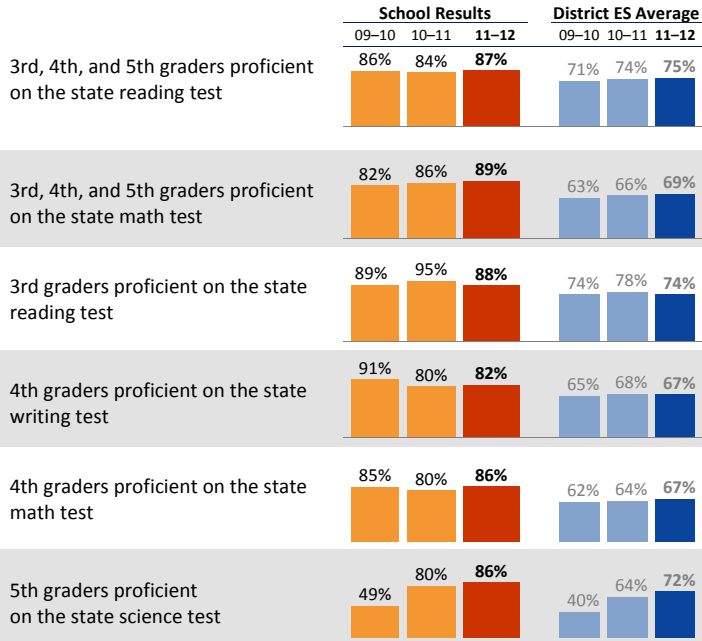
Shauna Heath, Principal

School Report for the 2011–2012 School Year

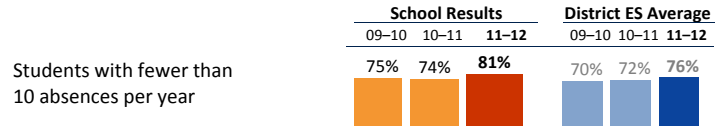
www.mylafayette.org

2011-2012 School Year
 # Students: 547
 # Teachers: 33 # Other Staff: 8
 Average class size: 25
 Average daily attendance: 96.3%
 Student mobility: 7%

Student Achievement



Attendance



Accountability and School Performance

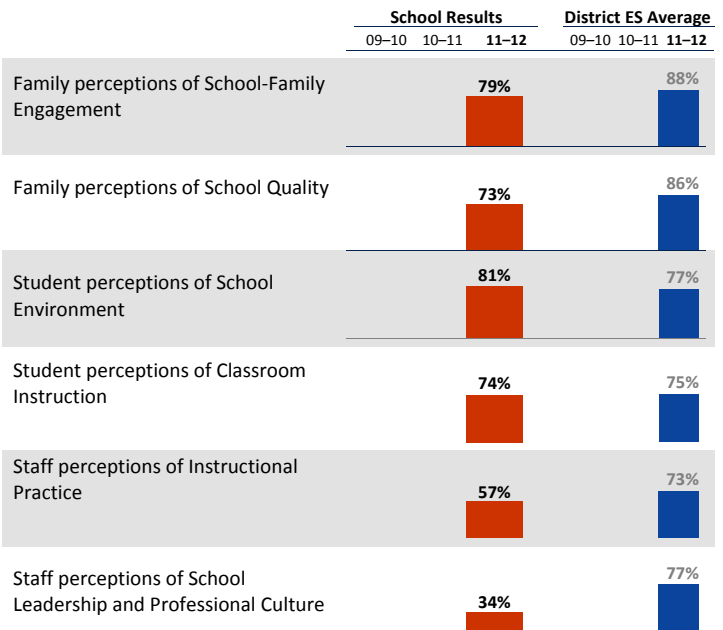
Seattle Public Schools Segmentation Level: **Level 5**

Annual Measurable Objective (AMO) target for Reading: **On/Above**

Annual Measurable Objective (AMO) target for Math: **On/Above**

Student, Family, and Staff School Climate Survey

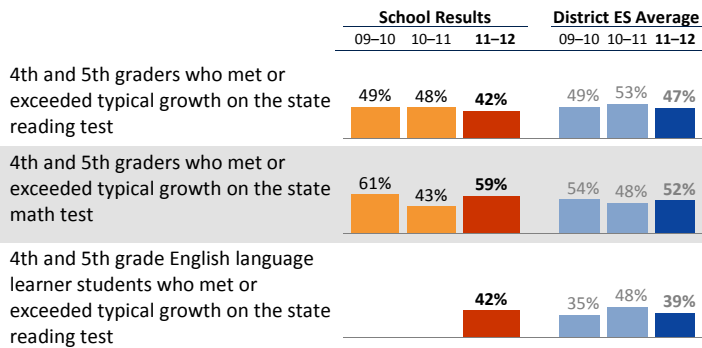
Average Positive Responses



* Families responding to survey: 20%; Students responding to survey: 95%; Staff responding to survey: 73%

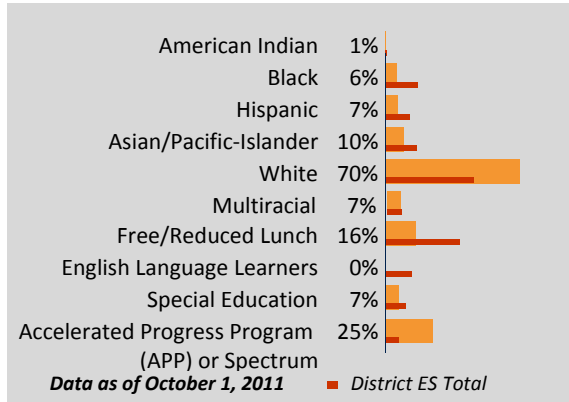
**Reported results for each survey category equal the average positive responses for a subset of questions. Detailed results can be found on the School Reports and Survey page: http://bit.ly/school_reports

Year-to-Year Growth: Following the Same Students



This measure shows how much growth students have achieved compared to similar students across the state in the same grade level. The overall metric reported is the percentage of students whose growth was average or above (50th to 99th growth percentile) on the state test. Students are compared to other students in the same grade level across the state with similar test scores in previous years.

Student Demographics



Student Proficiency on State Tests

School average compared to District elementary school average

	Reading		Mathematics	
	School	District Avg	School	District Avg
American Indian		54% ↗ 7	37%	↘ 1
Black	64%	48% ↘ 1	64%	↗ 4
Hispanic	89%	↗ 21	60%	↗ 2
Asian/Pacific-Islander	90%	↗ 6	75%	↔
White	89%	↗ 1	89%	↗ 1
Multiracial	67%	↘ 6	78%	↘ 2
Free/Reduced Lunch	76%	↗ 10	56%	↗ 1
Eng. Lang. Learners		32%	↘ 1	
Special Education	76%	↗ 1	52%	↗ 1
APP or Spectrum	99%	1	97%	↘ 2
			84%	↔
			39%	↗ 2
			99%	↗ 2
			99%	↗ 1



Lafayette Elementary

Shauna Heath, *Principal*

School Plan & Budget for the 2012-2013 School Year

School Mission Statement

Mission: Lafayette is a school dedicated to motivating and readying students to attain academic excellence and social responsibility in an ever-changing, ethnically diverse, technologically advancing world.

School Goals

Working with the BLT to examine data from previous years we decided to focus on Reading and Math. We looked at our student's typical growth last year for Reading and set a goal of 85% of all grade levels making typical growth. For K students we will increase the % of students meeting or exceeding typical growth on the MAP reading test from 56% to 85%, for 1st grade from 73% to 85%, for 2nd grade from 70% to 85%, for 3rd grade from 64% to 85%, for 4th grade from 61% to 85%, and for 5th grade from 73% to 85%. For Math we will increase the % of students proficient on the MSP from 86% to 90% for 5th grade, from 79%-85% for 4th grade, and from 91% to 95% for 3rd grade.

School Description and Plan to Achieve Goals

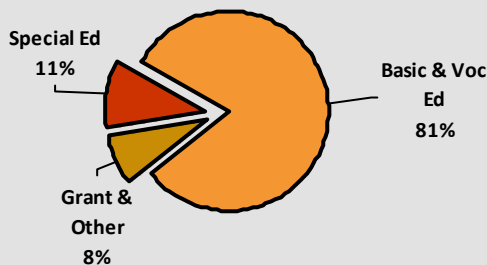
Reading: We have worked to implement a Balanced Literacy Framework. Currently we have half of our teachers trained in Readers Workshop and using this model of instruction which allows for differentiated instruction for each student. In addition, students work to read and understand books in multiple genres and respond thoughtfully to them. We are implementing common assessments such as DIBELS as a universal screener and a second data point to identify students working below grade level.

Writing: We are continuing our work in Writer's Workshop for all classrooms. Students are taught how to see themselves as writers by writing in different genres, seeing Author's as mentors, and bringing their own stories into their craft. Throughout every unit of study teachers work on editing, revising and publishing. In addition we have introduced Words Their Way as an option for differentiated spelling assessment in many primary rooms.

Math: Provide advanced math instruction for students who are in the top 10% (MAP scores) well above standard on MSP. MAP assessments will be used to plan curricular focus, form flexible groups, and individualize instruction to meet students needs. Assessments (MAP & MSP) and Teacher recommendation provide candidates for additional small group or individual tutoring. Staff and PTA are reviewing additional math resources to support math instruction.

Annual Budget Report

2012-2013 Percent of School Funding



All financial data are from the 2012-13 recommended budget.

Total 2012-2013 School Budget:

\$3,055,730

Projected 2012-13 Student Enrollment:

563

Per-Student Funding:

\$5,428

Invitation to Participate

One of the goals of having School Reports is to support our families as critical partners with us in your student's academic success. To get involved, please share this information with your friends and neighbors, visit your child's school, or consider talking to your child's teacher or principal about joining the school's Building Leadership Team or Parent Teacher Student Association to shape your school's improvement plan.

District Mission Statement

The mission at Seattle Public Schools is to ensure every student graduates ready for college, career and life.