



# Kimball Elementary

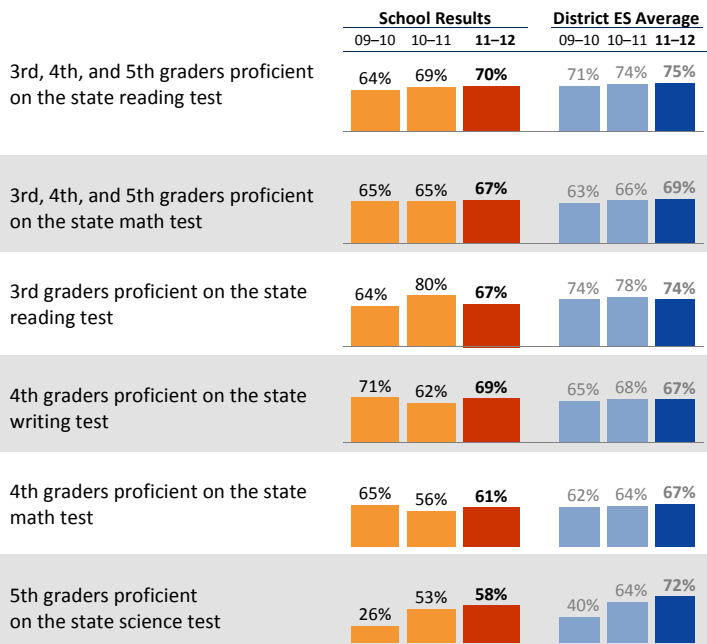
Anne Fitzpatrick, Principal

## School Report for the 2011–2012 School Year

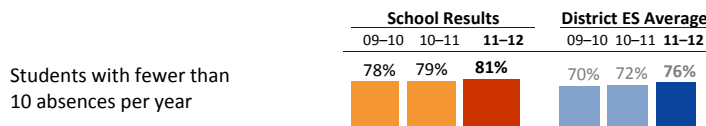
<http://kimballes.seattleschools.org/>

**2011-2012 School Year**  
 # Students: 471  
 # Teachers: 31 # Other Staff: 17  
 Average class size: 25  
 Average daily attendance: 96.6%  
 Student mobility: 3%

### Student Achievement



### Attendance



### Accountability and School Performance

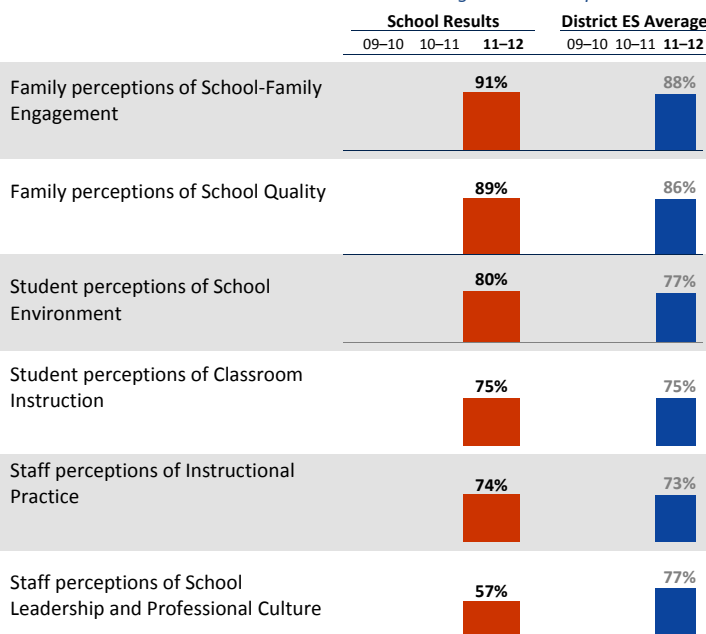
Seattle Public Schools Segmentation Level: **Level 3**

Annual Measurable Objective (AMO) target for Reading: **Below**

Annual Measurable Objective (AMO) target for Math: **Below**

### Student, Family, and Staff School Climate Survey

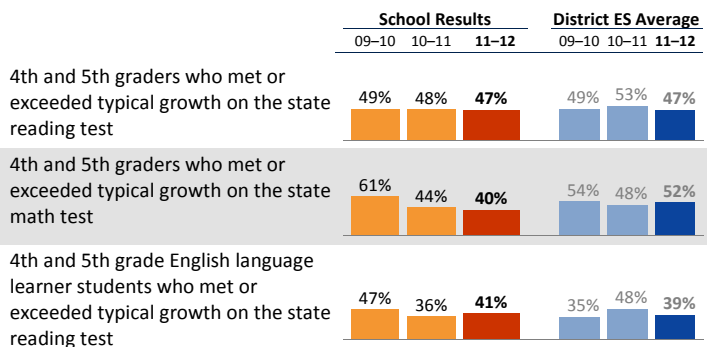
Average Positive Responses



\* Families responding to survey: 17%; Students responding to survey: 87%; Staff responding to survey: 85%

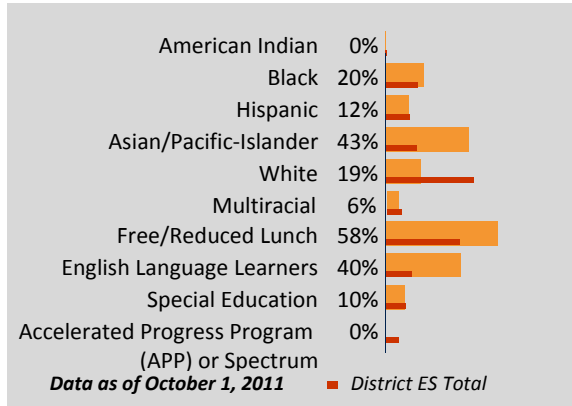
\*\*Reported results for each survey category equal the average positive responses for a subset of questions. Detailed results can be found on the School Reports and Survey page: [http://bit.ly/school\\_reports](http://bit.ly/school_reports)

### Year-to-Year Growth: Following the Same Students



This measure shows how much growth students have achieved compared to similar students across the state in the same grade level. The overall metric reported is the percentage of students whose growth was average or above (50th to 99th growth percentile) on the state test. Students are compared to other students in the same grade level across the state with similar test scores in previous years.

### Student Demographics



### Student Proficiency on State Tests

School average compared to District elementary school average

	Reading		Mathematics	
	School	District Avg	School	District Avg
American Indian		54% ↗ 7	37%	↘ 1
Black	<b>47%</b>	↗ 3	45%	↘ 4
Hispanic	<b>50%</b>	↔	38%	↘ 9
Asian/Pacific-Islander	<b>73%</b>	↔	72%	↗ 3
White	<b>92%</b>	↗ 1	89%	↘ 1
Multiracial	<b>93%</b>	↘ 7	86%	↘ 7
Free/Reduced Lunch	<b>63%</b>	↘ 1	58%	↘ 2
Eng. Lang. Learners	<b>37%</b>	↗ 5	37%	↗ 1
Special Education	<b>43%</b>	↘ 7	29%	↘ 30
APP or Spectrum		97%	↘ 2	99%



# Kimball Elementary

Anne Fitzpatrick, *Principal*

## School Plan & Budget for the 2012-2013 School Year

### School Mission Statement

Kimball Elementary School creates a safe, empowering learning environment where children celebrate continued academic growth and achievement. Kimball fosters lifelong learners and problem solvers within a community of cultural diversity and acceptance.

### School Goals

For primary students we will increase the % of students meeting or exceeding typical growth on the MAP reading test from 53% to 65% and from 60% to 70% for math. For intermediate students we will increase the % of students meeting or exceeding typical growth on the MAP reading test from 63% to 73% and from 49% to 60% for math. For 5th grade students we will increase the % of students making gains on the state science test from 58% to 65%.

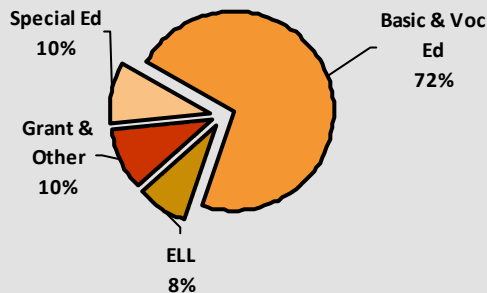
### School Description and Plan to Achieve Goals

**READING:** All classrooms continue to move to a balanced literacy program. Our staff continues to refine literacy instruction through ongoing professional development. All grade-level teams have common planning time during the day to facilitate more targeted instruction. Collaboration with specialists occurs weekly. We also have daily reading tutors who provide one-on-one instruction for those who need additional help.

**MATH:** We use the EDM Pacing Guide to deliver math instruction at a rate that increases the rigor and frequency of core content. During common planning time teachers review instructional practice and assessment data for the purpose of impacting and directing mathematical instruction. Our after-school tutoring program targets students struggling with number sense.

### Annual Budget Report

2012-2013 Percent of School Funding



All financial data are from the 2012-13 recommended budget.

Total 2012-2013 School Budget:

**\$3,121,219**

Projected 2012-13 Student Enrollment:

**471**

Per-Student Funding:

**\$6,627**

### Invitation to Participate

We support our families as critical partners in promoting all students' academic success. To get involved, please share this information with your friends and neighbors, visit your child's school, or consider talking to your child's teacher or principal about joining the school's Building Leadership Team or Parent Teacher Student Association to shape your school's improvement plan.

### District Mission Statement

The mission at Seattle Public Schools is to ensure every student graduates ready for college, career and life.