



John Rogers Elementary

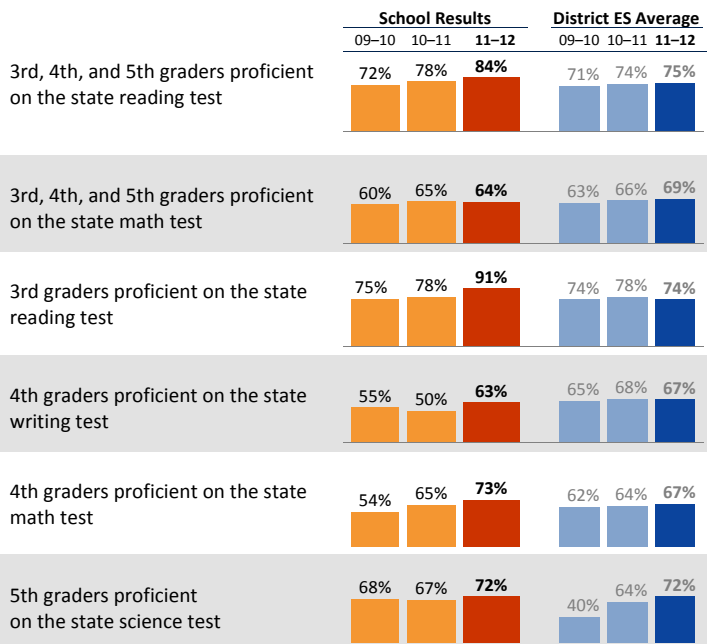
Marcia Boyd, Principal

School Report for the 2011–2012 School Year

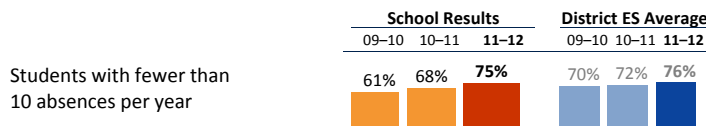
<http://rogerses.seattleschools.org/>

2011-2012 School Year
 # Students: 247
 # Teachers: 20 # Other Staff: 9
 Average class size: 22
 Average daily attendance: 95.6%
 Student mobility: 13%

Student Achievement



Attendance



Accountability and School Performance

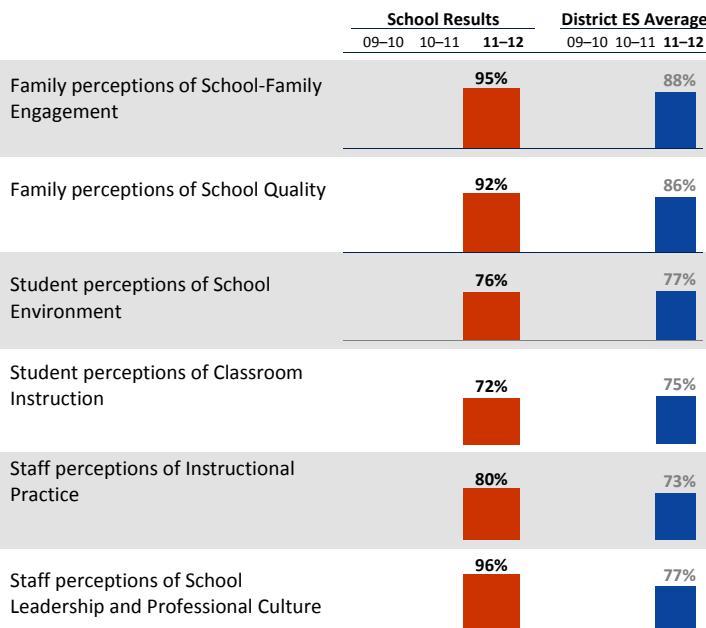
Seattle Public Schools Segmentation Level: **Level 5**

Annual Measurable Objective (AMO) target for Reading: **On/Above**

Annual Measurable Objective (AMO) target for Math: **Below**

Student, Family, and Staff School Climate Survey

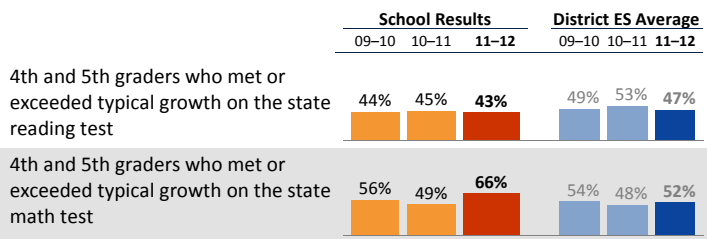
Average Positive Responses



* Families responding to survey: 24%; Students responding to survey: 97%; Staff responding to survey: 90%

**Reported results for each survey category equal the average positive responses for a subset of questions. Detailed results can be found on the School Reports and Survey page: http://bit.ly/school_reports

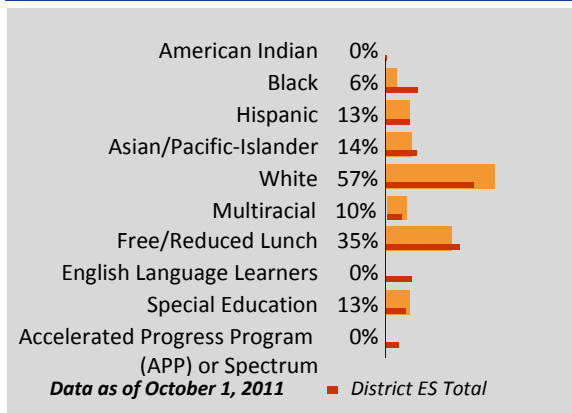
Year-to-Year Growth: Following the Same Students



4th and 5th grade English language learner students who met or exceeded typical growth on the state reading test **Data not available**

This measure shows how much growth students have achieved compared to similar students across the state in the same grade level. The overall metric reported is the percentage of students whose growth was average or above (50th to 99th growth percentile) on the state test. Students are compared to other students in the same grade level across the state with similar test scores in previous years.

Student Demographics



Student Proficiency on State Tests

School average compared to District elementary school average

	Reading		Mathematics	
	School	District Avg	School	District Avg
American Indian		54% ↗ 7	37%	↘ 1
Black	67%	↗ 12	42%	↗ 4
Hispanic	73%	↘ 19	45%	↘ 13
Asian/Pacific-Islander	79%	↘ 3	79%	↗ 6
White	90%	↗ 11	69%	↔
Multiracial	91%	↘ 2	64%	↗ 1
Free/Reduced Lunch	77%	↗ 11	51%	↗ 1
Eng. Lang. Learners		32%	↘ 1	32%
Special Education	63%	↘ 8	29%	↘ 3
APP or Spectrum		97%	↘ 2	99%



John Rogers Elementary

Marcia Boyd, Principal

School Plan & Budget for the 2012-2013 School Year

School Mission Statement

John Rogers' mission is to establish a school community in which all students are guided to reach their highest academic success. We are a school that will teach students to be life-long learners and to have a positive impact on their communities.

School Goals

For **math**, we will increase the percentage of students proficient on the state test from 59% to 62% for 3rd graders, from 59% to 62% for 4th graders, from 73% to 76% for 5th graders. For kindergarten students we will increase the percentage of students identifying numerals 0-50 from 85% to 90%. For **reading**, we will increase the percentage of students proficient on the state test from 72% to 76% for 3rd graders, from 91% to 94% for 4th graders, and from 81% to 84% for 5th graders.

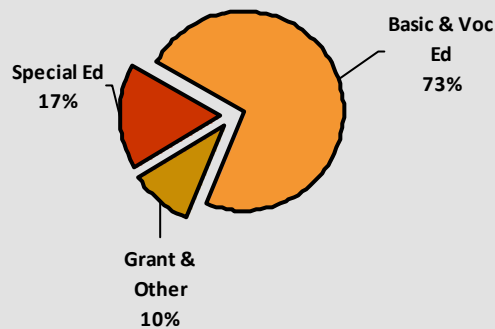
School Description and Plan to Achieve Goals

MATH: Use EDM and Singapore Math to meet the needs of our diverse student population. Math instruction will be 75 minutes daily. Math Vocabulary will be displayed via Word Walls, Pocket Charts, Taxonomies and/or other visual strategies. We will create small groups through "Walk to Math" St Math will be used to help struggling students in grades K to 5.

READING: Balanced Literacy text-based strategies and Reader's Workshop Model are being taught through multiple modalities in every classroom. Rigor is developed through the use of Bloom's Taxonomy. There will be 90 minutes of literacy instruction. Sound Partner tutors and the LAP program will use a variety of reading materials and strategies to strengthen reading skills. These will include Imagine Learning, Read 180 and System 44.

Annual Budget Report

2012-2013 Percent of School Funding



All financial data are from the 2012-13 recommended budget.

Total 2012-2013 School Budget:

\$1,885,860

Projected 2012-13 Student Enrollment:

278

Per-Student Funding:

\$6,784

Invitation to Participate

One of the goals of having School Reports is to support our families as critical partners with us in your student's academic success. To get involved, please share this information with your friends and neighbors, visit your child's school, or consider talking to your child's teacher or principal about joining the school's Building Leadership Team or Parent Teacher Student Association to shape your school's improvement plan.

District Mission Statement

The mission at Seattle Public Schools is to ensure every student graduates ready for college, career and life.