



Ingraham High School

Martin Floe, Principal

School Report for the 2011–2012 School Year

<http://ingrahamhs.seattleschools.org/>

2011-2012 School Year

Students: 949

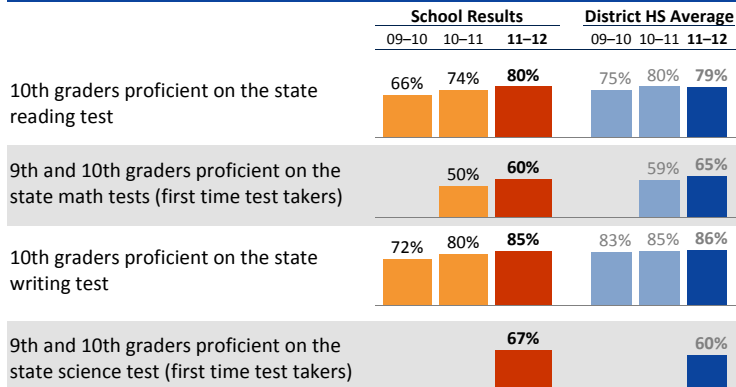
Teachers: 63 # Other Staff: 36

Average class size: 23

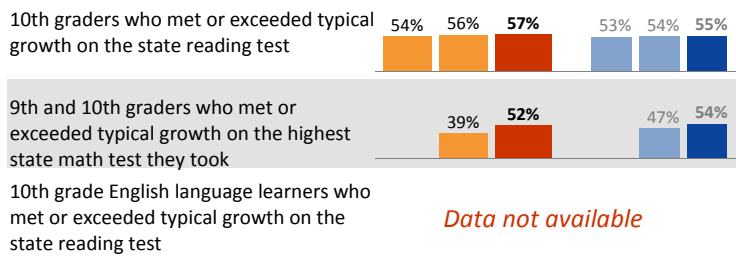
Average daily attendance: 90.7%

Student mobility: 17%

Student Achievement

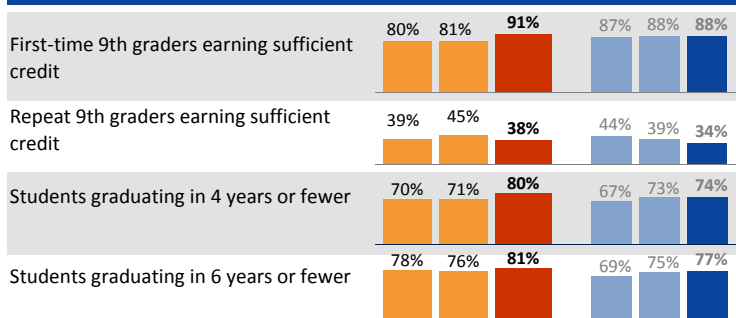


Year-to-Year Growth: Following the Same Students



This measure shows how much growth students have achieved compared to similar students across the state in the same grade level. The overall metric reported is the percentage of students whose growth was average or above (50th to 99th growth percentile) on the state test.

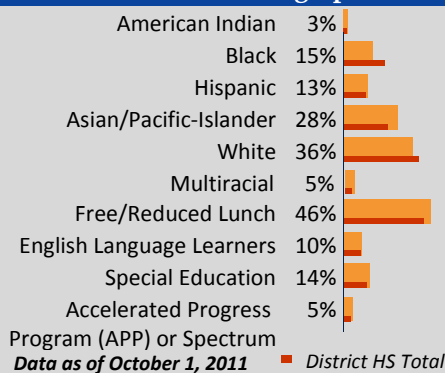
On-Track for Graduation



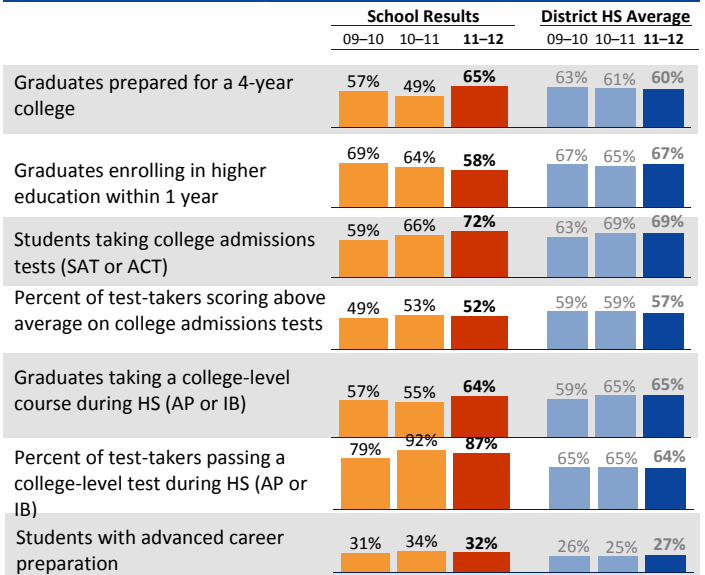
Attendance



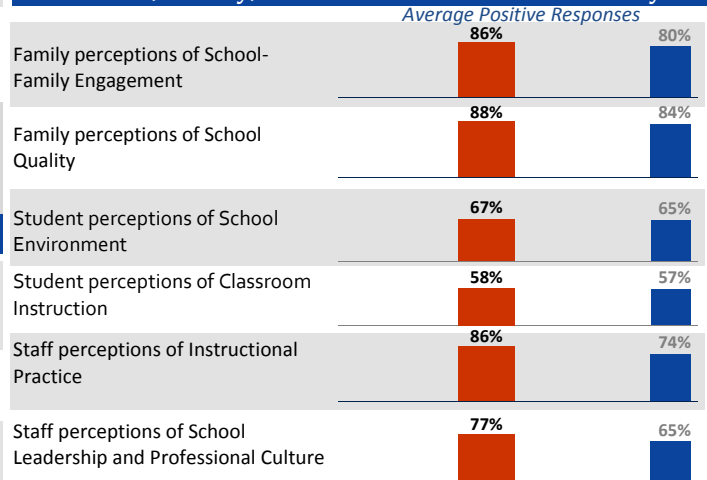
Student Demographics



College and Career Ready



Student, Family, and Staff School Climate Survey



* Families responding to survey: 14%; Students responding to survey: 67%; Staff responding to survey: 79%
 **Reported results for each survey category equal the average positive responses for a subset of questions. Detailed results can be found here: http://bit.ly/school_reports

Accountability and School Performance

Seattle Public Schools Segmentation Level: **Level 3**
 Annual Measurable Objective (AMO) target for Reading: **On/Above**
 Annual Measurable Objective (AMO) target for Math: **On/Above**

Student Proficiency on State Tests

School average compared to District high school average

	Reading		Mathematics			
	School	District Avg	School	District Avg		
American Indian		54%	↘20	52%	↗14	
Black	55%	↗7	58%	↘5	31%	↗14
Hispanic	67%	↘5	72%	↗4	36%	↔
Asian/Pacific-Islander	86%	↗7	81%	↗1	72%	↗12
White	93%	↗3	92%	↘1	74%	↗1
Multiracial		88%	↗4		88%	↗6
Free/Reduced Lunch	66%	↗4	66%	↘2	44%	↗15
Eng. Lang. Learners	15%	↘3	21%	↘5	19%	↗9
Special Education	35%	↘5	53%	↘3	20%	↗16
APP or Spectrum		99%	↘9		100%	99%



Ingraham High School

Martin Floe, *Principal*

School Plan & Budget for the 2012-2013 School Year

School Mission Statement

To empower Multi-Ethnic Urban Youth to participate fully in post high school training, the world of work and society, in order to become productive and responsible citizens in our local and global community.

School Goals

For **reading**, the percentage of 9th grade African American students meeting or exceeding typical growth on MAP will increase from 45% to 55%, and for 10th grade students we will increase the percentage of students proficient on the state test from 80% to 85%.

For **math**, students passing the Geometry End of Course Exam will increase from 80% to 85%. For all students we will increase the percentage of students with fewer than ten absences per year from 54% to 60%.

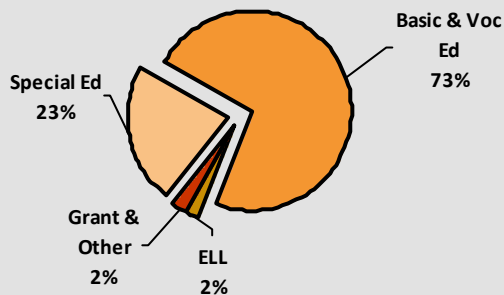
School Description and Plan to Achieve Goals

Math: After school and lunch time tutoring will be available for students who need geometry help. Teachers will recommend tutoring for students as needed. Geometry teachers will have daily office hours during lunch and after school Monday through Friday. These schedules will be updated as needed and posted around the school. Ingraham will offer intensified Algebra 1 as a two-period block class using district adopted methodology and class size guidelines. Algebra 1 teachers will offer instructional assistance in individual or small group settings.

Reading: Ingraham will provide a Read 180/Reading specialist and assign students who scored a 1 or 2 on the 7th grade WASL to a Read 180 class. Attendance: Ingraham will assign a truancy specialist to support students with truancy issues. Ingraham youth ambassadors will serve as peer counselors and sources of support for truant youth.

Annual Budget Report

2012-2013 Percent of School Funding



All financial data are from the 2012-13 recommended budget.

Total 2012-2013 School Budget:

\$6,287,754

Projected 2012-13 Student Enrollment:

892

Per-Student Funding:

\$7,049

Invitation to Participate

One of the goals of having School Reports is to support our families as critical partners with us in your student's academic success. To get involved, please share this information with your friends and neighbors, visit your child's school, or consider talking to your child's teacher or principal about joining the school's Building Leadership Team or Parent Teacher Student Association to shape your school's improvement plan.

District Mission Statement

The mission at Seattle Public Schools is to ensure every student graduates ready for college, career and life.