



Highland Park Elementary

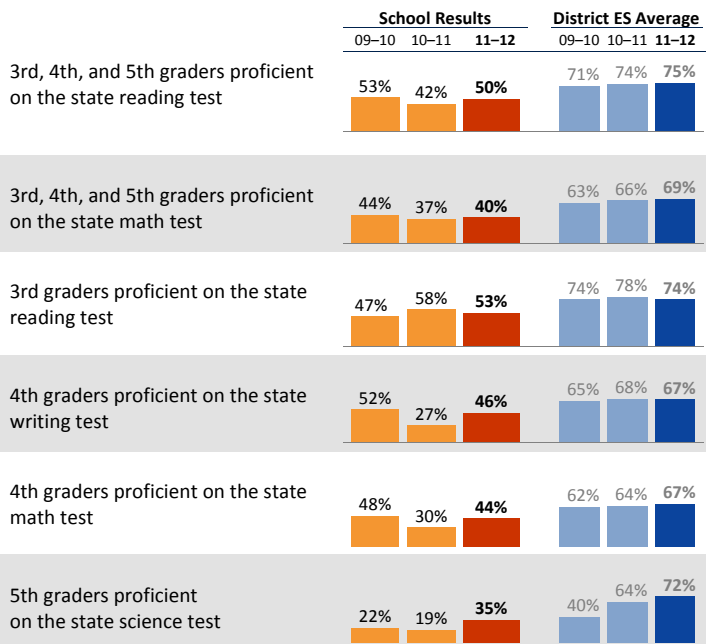
Ben Ostrom, Principal

School Report for the 2011–2012 School Year

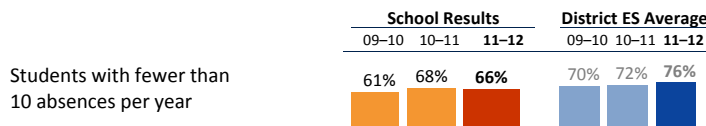
<http://highlandparkes.seattleschools.org/>

2011-2012 School Year
 # Students: 434
 # Teachers: 29 # Other Staff: 14
 Average class size: 24
 Average daily attendance: 94.7%
 Student mobility: 15%

Student Achievement



Attendance



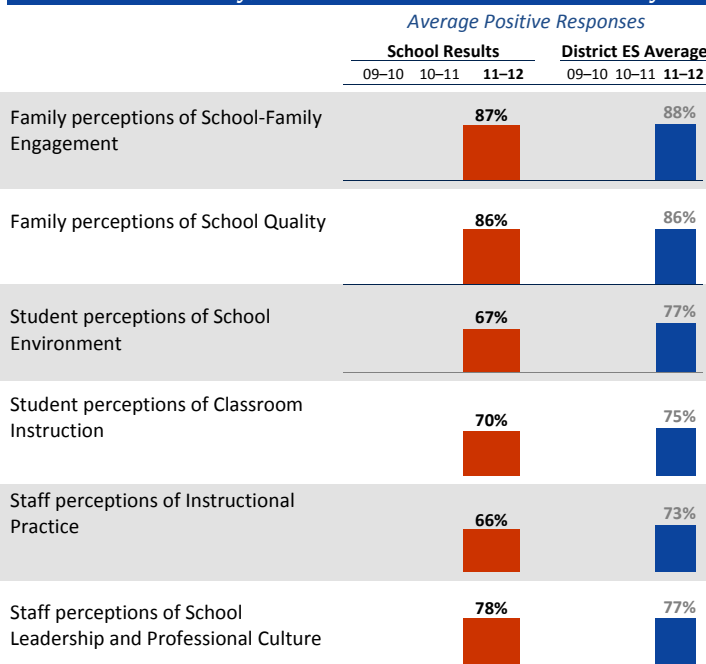
Accountability and School Performance

Seattle Public Schools Segmentation Level: **Level 1**

Annual Measurable Objective (AMO) target for Reading: **On/Above**

Annual Measurable Objective (AMO) target for Math: **Below**

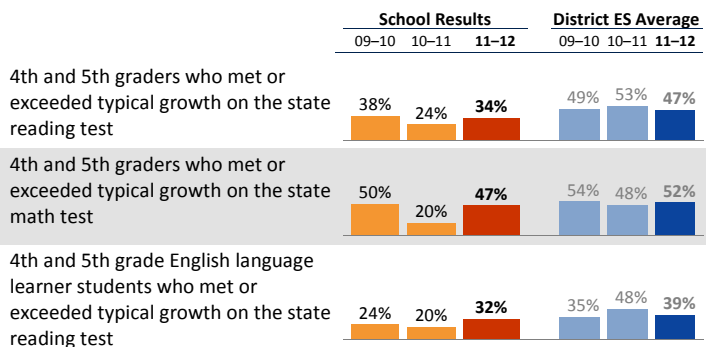
Student, Family, and Staff School Climate Survey



* Families responding to survey: 11%; Students responding to survey: 83%; Staff responding to survey: 95%

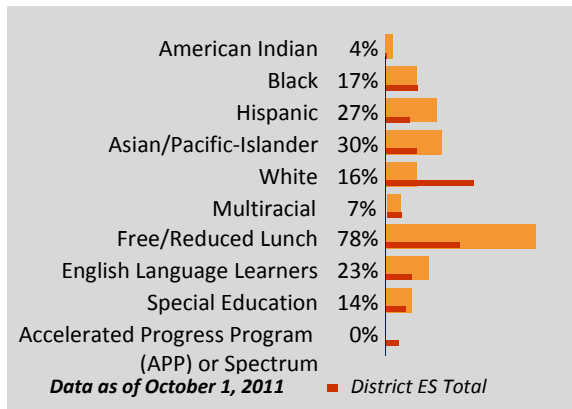
**Reported results for each survey category equal the average positive responses for a subset of questions. Detailed results can be found on the School Reports and Survey page: http://bit.ly/school_reports

Year-to-Year Growth: Following the Same Students



This measure shows how much growth students have achieved compared to similar students across the state in the same grade level. The overall metric reported is the percentage of students whose growth was average or above (50th to 99th growth percentile) on the state test. Students are compared to other students in the same grade level across the state with similar test scores in previous years.

Student Demographics



Student Proficiency on State Tests

School average compared to District elementary school average

	Reading		Mathematics	
	School	District Avg	School	District Avg
American Indian		54% ↗ 7	37%	↘ 1
Black	28%	↗ 7	48%	↘ 1
Hispanic	38%	↗ 11	27%	↗ 3
Asian/Pacific-Islander	67%	↘ 2	75%	↔
White	56%	↗ 18	89%	↗ 1
Multiracial	67%	↘ 2	78%	↘ 2
Free/Reduced Lunch	46%	↗ 8	56%	↗ 1
Eng. Lang. Learners	34%	↗ 17	32%	↘ 1
Special Education	22%	↗ 16	28%	↗ 5
APP or Spectrum		97%	↘ 2	99%



Highland Park Elementary

Ben Ostrom, *Principal*

School Plan & Budget for the 2012-2013 School Year

School Mission Statement

Highland Park's mission is to create a safe environment where respectful, responsible learners demonstrate kindness to self and others.

School Goals

For primary students Highland Park will increase the percentage of students meeting or exceeding typical growth on the MAP reading and math tests to 75%. Highland Park will increase the percentage of 3rd, 4th, and 5th grade students earning proficient on the state reading test from 50% to 60%. For math, Highland Park will increase the percentage of students earning proficient on the state math test from 40% to 50%.

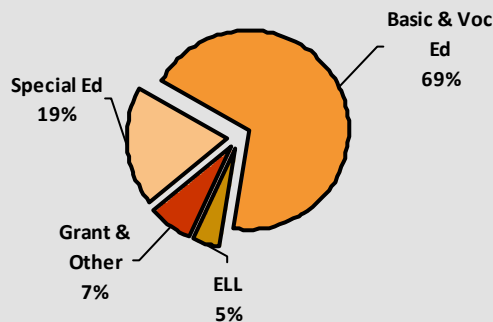
School Description and Plan to Achieve Goals

Math: 60 + minute math blocks are scheduled within the master schedule to ensure sufficient time for math instruction. Kindergarten through 3rd grade staff will use national Common Core standards and all staff will meet as teams and to plan and assess math units. Principal feedback will support the implementation of strong math instruction. A supplemental intervention block will provide all students with additional teaching to meet key math standards. Staff will post mathematical vocabulary in classrooms and use culturally relevant strategies to help students develop mathematical concepts. A before and after school tutoring program will provide additional math instruction to 3rd-5th graders who were not proficient on state math tests.

Reading: Highland Park will continue to develop a Readers Workshop model for reading instruction. All staff will meet as teams and use national Common Core standards to plan and assess reading instruction. Principal feedback will support the implementation of strong reading instruction. A supplemental intervention block will provide all students with additional teaching to meet key reading standards. ELL Staff will collaboratively plan and teach in a co-teaching role with classroom teachers to provide in-class support for literacy at the 3rd, 4th, and 5th grade levels. A before and after school tutoring program will provide additional instruction to 3rd-5th graders who were not proficient on state reading tests. A Teacher's College coach will work with staff to develop Readers Workshop practices.

Annual Budget Report

2012-2013 Percent of School Funding



All financial data are from the 2012-13 recommended budget.

Total 2012-2013 School Budget:

\$3,221,927

Projected 2012-13 Student Enrollment:

426

Per-Student Funding:

\$7,563

Invitation to Participate

One of the goals of having School Reports is to support our families as critical partners with us in your student's academic success. To get involved, please share this information with your friends and neighbors, visit your child's school, or consider talking to your child's teacher or principal about joining the school's Building Leadership Team or Parent Teacher Student Association to shape your school's improvement plan.

District Mission Statement

The mission at Seattle Public Schools is to ensure every student graduates ready for college, career and life.