



Graham Hill Elementary

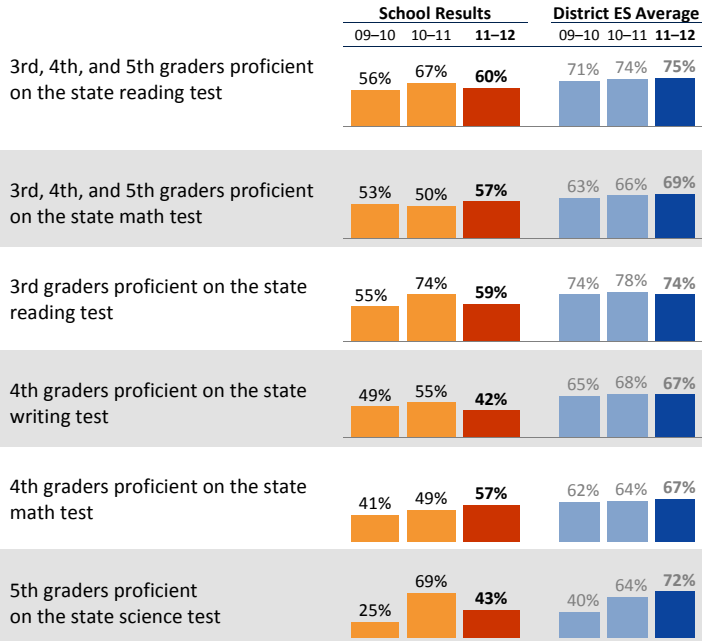
Laura Morrison, Principal

School Report for the 2011–2012 School Year

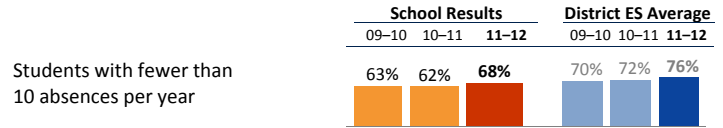
<http://grahamhilles.seattleschools.org/>

2011-2012 School Year
 # Students: 388
 # Teachers: 29 # Other Staff: 16
 Average class size: 21
 Average daily attendance: 94.8%
 Student mobility: 11%

Student Achievement



Attendance



Accountability and School Performance

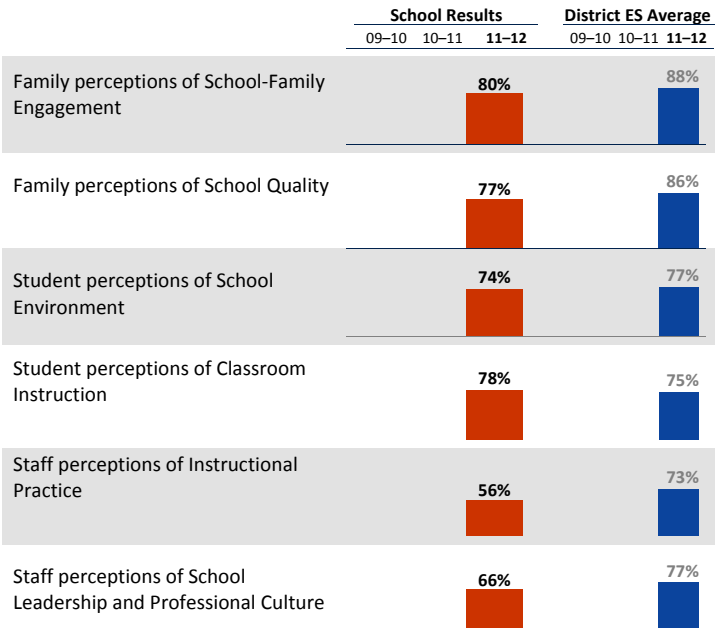
Seattle Public Schools Segmentation Level: **Level 2**

Annual Measurable Objective (AMO) target for Reading: **Below**

Annual Measurable Objective (AMO) target for Math: **On/Above**

Student, Family, and Staff School Climate Survey

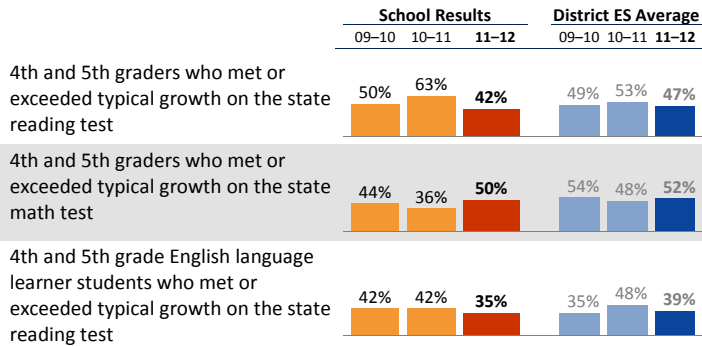
Average Positive Responses



* Families responding to survey: 13%; Students responding to survey: 85%; Staff responding to survey: 91%

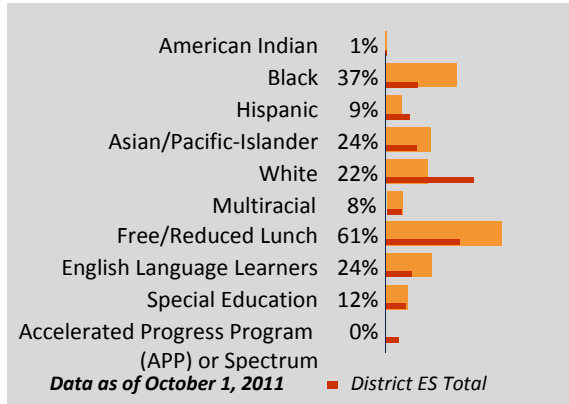
**Reported results for each survey category equal the average positive responses for a subset of questions. Detailed results can be found on the School Reports and Survey page: http://bit.ly/school_reports

Year-to-Year Growth: Following the Same Students



This measure shows how much growth students have achieved compared to similar students across the state in the same grade level. The overall metric reported is the percentage of students whose growth was average or above (50th to 99th growth percentile) on the state test. Students are compared to other students in the same grade level across the state with similar test scores in previous years.

Student Demographics



Student Proficiency on State Tests

School average compared to District elementary school average

	Reading		Mathematics	
	School	District Avg	School	District Avg
American Indian		54% ↗ 7	37%	↘ 1
Black	39%	↘ 17	48%	↘ 1
Hispanic	68%	↗ 21	60%	↗ 2
Asian/Pacific-Islander	73%	↗ 6	75%	↔
White	85%	↘ 2	89%	↗ 1
Multiracial	69%	↘ 11	78%	↘ 2
Free/Reduced Lunch	43%	↘ 12	56%	↗ 1
Eng. Lang. Learners	19%	↘ 5	32%	↘ 1
Special Education	40%	↗ 5	52%	↗ 1
APP or Spectrum		97%	↘ 2	99%



Graham Hill Elementary

Laura Morrison, *Principal*

School Plan & Budget for the 2012-2013 School Year

School Mission Statement

Graham Hill students will become lifelong learners and problem solvers with academic achievement and social, emotional and physical wellness. Graham Hill students will work to get along with others and respect differences.

School Goals

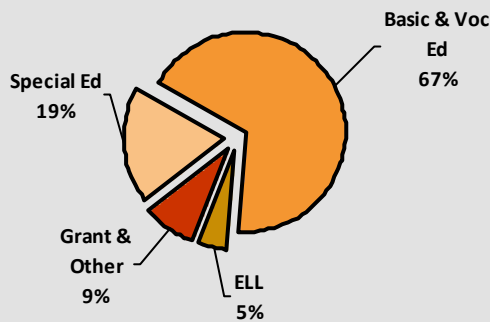
For all students Graham Hill will increase the % of students meeting or exceeding typical growth on the math MAP test from 65% to 75%. For reading, Graham Hill will increase the % of students proficient on the third grade state test from 59% to 66%; on the fourth grade state test from 70% to 78%; and on the fifth grade test from 50% to 60%. For fourth grade math, proficiency on the state exam will increase from 56% to 66%. For fifth grade science, proficiency on the state exam will increase from 43% to 55%.

School Description and Plan to Achieve Goals

To increase and differentiate math achievement, Graham Hill will provide multiple opportunities for teaching and reteaching mathematical concepts. For students needing additional time and reinforcement (Level 1 and Level students) will have access to before and after school programs for conceptual understanding and numeracy fluency, including Dream Box computerized mathematics and Math All Stars. The workshop model allows for differentiation with EveryDayMath lessons, math centers, walk to math, small groups and Part 3 of EDM lessons. As part of a comprehensive, balanced literacy model, Reader's Workshop will be implemented across K-5. Teachers will follow the TC Curriculum Calendar that is aligned with explicit teaching objectives. Daily, teachers will implement a mini lesson/launch, independent and partner practice, conferring and strategy groups. Comprehensive professional development for all staff including initial Workshop training, lab site visits, Professional Learning Communities, on site support and TC staff development. Using the TC Running Records, teachers will support students understanding of their reading level (A-Z) and their strategic goals for growing to a new level (96-98% proficiency). Literacy non-negotiable in all classrooms will include (and will be differentiated around developmental milestones): accountable student talk, 90% student engagement, exit ticket/evidence of learning, TC running records, daily conferring, components of balanced literacy and reader's workshop. K-2 teachers of reading will reinforce phonemic awareness including: rhyming skills, deleting/adding/switching and trading sounds etc.

Annual Budget Report

2012-2013 Percent of School Funding



All financial data are from the 2012-13 recommended budget.

Total 2012-2013 School Budget:

\$2,708,135

Projected 2012-13 Student Enrollment:

389

Per-Student Funding:

\$6,962

Invitation to Participate

One of the goals of having School Reports is to support our families as critical partners with us in your student's academic success. To get involved, please share this information with your friends and neighbors, visit your child's school, or consider talking to your child's teacher or principal about joining the school's Building Leadership Team or Parent Teacher Student Association to shape your school's improvement plan.

District Mission Statement

The mission at Seattle Public Schools is to ensure every student graduates ready for college, career and life.