



Frantz Coe Elementary

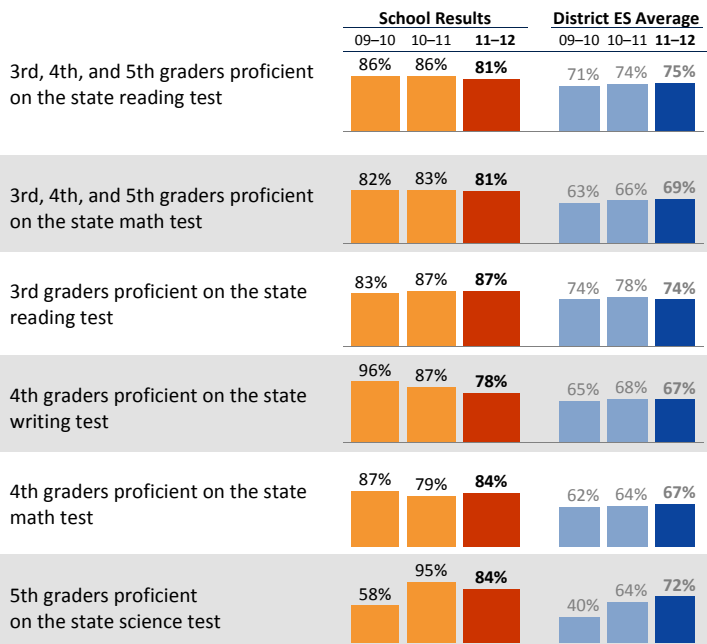
Virginia Turner, Principal

School Report for the 2011–2012 School Year

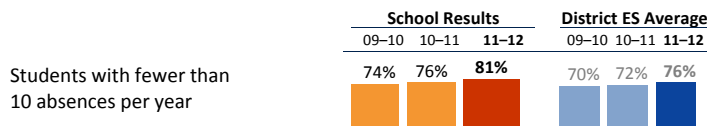
<http://coeschool.org>

2011-2012 School Year
 # Students: 423
 # Teachers: 33 # Other Staff: 8
 Average class size: 25
 Average daily attendance: 96.4%
 Student mobility: 7%

Student Achievement



Attendance



Accountability and School Performance

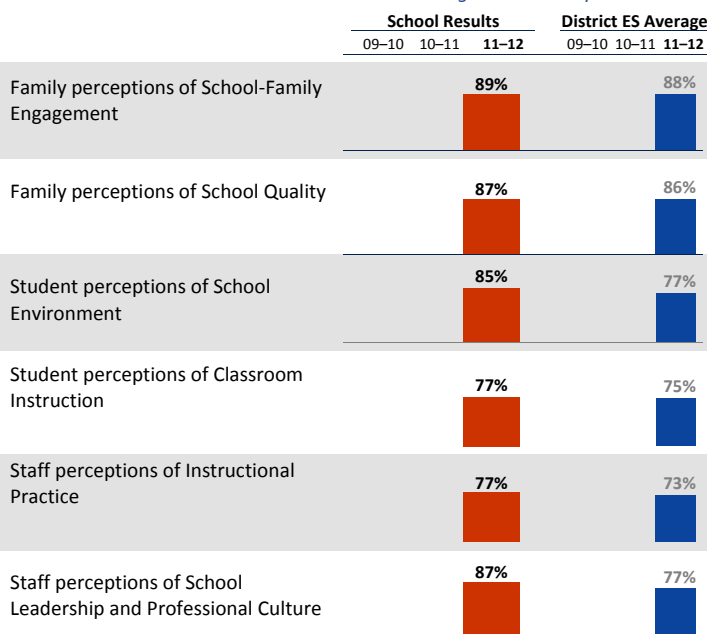
Seattle Public Schools Segmentation Level: **Level 4**

Annual Measurable Objective (AMO) target for Reading: **Below**

Annual Measurable Objective (AMO) target for Math: **On/Above**

Student, Family, and Staff School Climate Survey

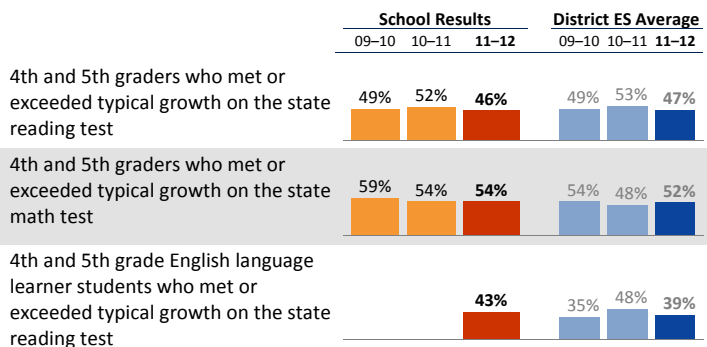
Average Positive Responses



* Families responding to survey: 23%; Students responding to survey: 90%; Staff responding to survey: 100%

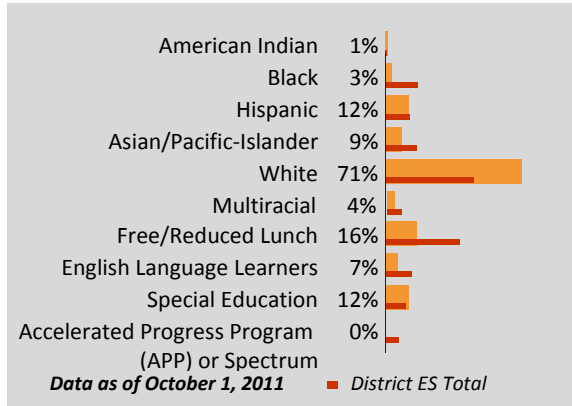
**Reported results for each survey category equal the average positive responses for a subset of questions. Detailed results can be found on the School Reports and Survey page: http://bit.ly/school_reports

Year-to-Year Growth: Following the Same Students



This measure shows how much growth students have achieved compared to similar students across the state in the same grade level. The overall metric reported is the percentage of students whose growth was average or above (50th to 99th growth percentile) on the state test. Students are compared to other students in the same grade level across the state with similar test scores in previous years.

Student Demographics



Student Proficiency on State Tests

School average compared to District elementary school average

	Reading		Mathematics	
	School	District Avg	School	District Avg
American Indian		54% ↗ 7	37%	↘ 1
Black		48%	↘ 1	38% ↗ 4
Hispanic	65%	↔	60%	↗ 2
Asian/Pacific-Islander	73%	↘ 14	75%	↔
White	88%	↘ 4	89%	↗ 1
Multiracial		78%	↘ 2	↗ 1
Free/Reduced Lunch	41%	↘ 23	56%	↗ 1
Eng. Lang. Learners	23%		32%	↘ 1
Special Education	52%	↘ 6	55%	↗ 7
APP or Spectrum		97%	↘ 2	99%



Frantz Coe Elementary

Virginia Turner, *Principal*

School Plan & Budget for the 2012-2013 School Year

School Mission Statement

Each student at Coe receives a solid academic foundation, develops a love of learning, and acquires a sense of responsibility for our school, our community and our world. We nurture curious, thoughtful, responsible and resilient young people.

School Goals

MAP: For math and reading, all students in grades 1-5 will meet or exceed their grade-level end-of-year norm, which reflects the average (50th percentile) RIT score based on NWEA's 2011 Norm study.

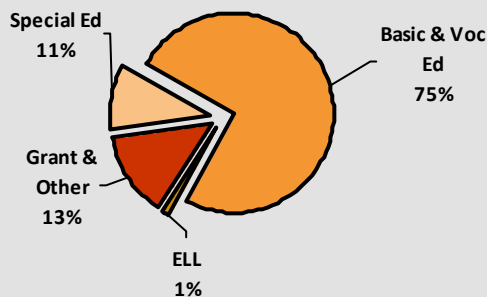
MSP (state test): At least 90% of 3rd, 4th grade, and 5th grade students will meet state standards in math and reading.

School Description and Plan to Achieve Goals

Students in grades 4-5 will participate in a Walk to Math Program. Grade 3-5 students who are district qualified as Advanced Learning Opportunity (ALO), will also participate in a pull-out program once per week for math and once per week for literacy. The staff will track individual student progress on EDM unit tests and in grades K-2 on Common Core standards. Grade level colleagues will meet once per week to collaborate regarding mathematics and literacy. Strategic use of Reading Specialists will provide extra time (double-dose) for students identified by classroom teachers based on assessment data. Tutoring support will be provided for struggling students in a one-to-one or small group setting as needed. All teachers will use the Balanced Literacy strategies as students are instructed at their appropriate reading levels.

Annual Budget Report

2012-2013 Percent of School Funding



All financial data are from the 2012-13 recommended budget.

Total 2012-2013 School Budget:

\$2,550,110

Projected 2012-13 Student Enrollment:

426

Per-Student Funding:

\$5,986

Invitation to Participate

One of the goals of having School Reports is to support our families as critical partners with us in your student's academic success. To get involved, please share this information with your friends and neighbors, visit your child's school, or consider talking to your child's teacher or principal about joining the school's Building Leadership Team or Parent Teacher Student Association to shape your school's improvement plan.

District Mission Statement

The mission at Seattle Public Schools is to ensure every student graduates ready for college, career and life.