



Franklin High School

Jennifer Wiley, Principal



School Report for the 2011-2012 School Year

<http://franklinhs.seattleschools.org/>

2011-2012 School Year

Students: 1,415

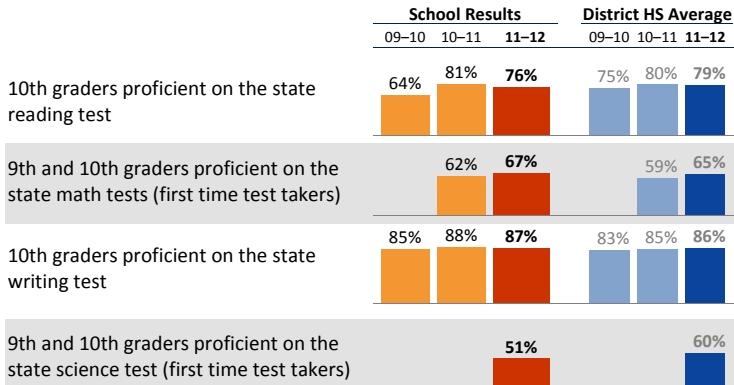
Teachers: 82 # Other Staff: 34

Average class size: 23

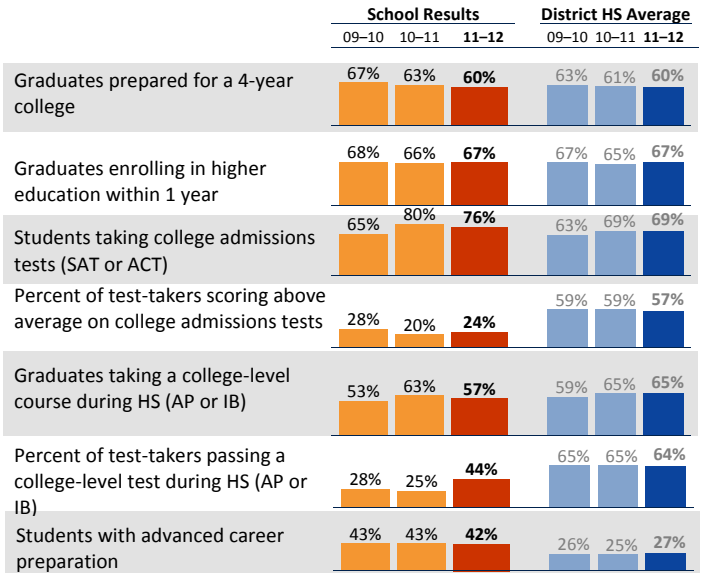
Average daily attendance: 91.8%

Student mobility: 16%

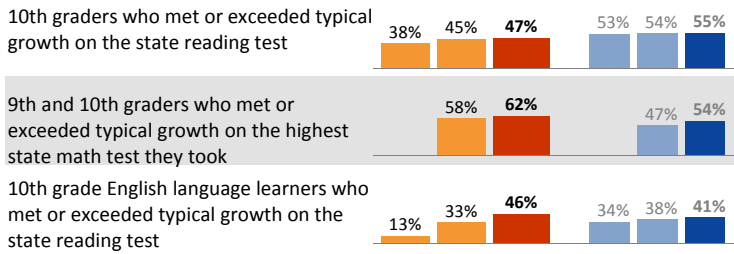
Student Achievement



College and Career Ready

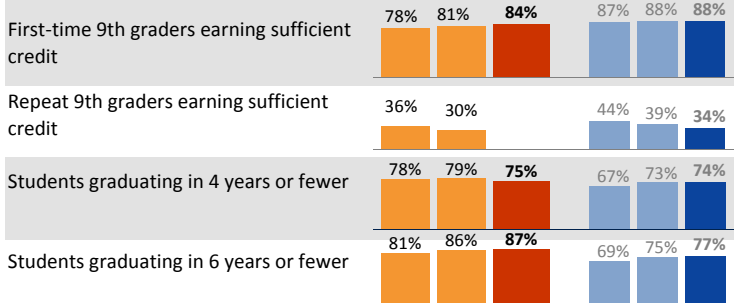


Year-to-Year Growth: Following the Same Students



This measure shows how much growth students have achieved compared to similar students across the state in the same grade level. The overall metric reported is the percentage of students whose growth was average or above (50th to 99th growth percentile) on the state test.

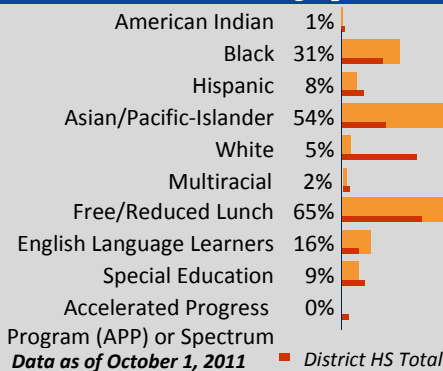
On-Track for Graduation




Attendance



Student Demographics



Student, Family, and Staff School Climate Survey



* Families responding to survey: 7%; Students responding to survey: 75%; Staff responding to survey: 64%
 **Reported results for each survey category equal the average positive responses for a subset of questions. Detailed results can be found here: http://bit.ly/school_reports

Accountability and School Performance

Seattle Public Schools Segmentation Level: **Level 3**
 Annual Measurable Objective (AMO) target for Reading: **Below**
 Annual Measurable Objective (AMO) target for Math: **On/Above**

Student Proficiency on State Tests

School average compared to District high school average

	Reading		Mathematics	
	School	District Avg	School	District Avg
American Indian		54%	52%	
Black	58%	58%	48%	
Hispanic	68%	72%	44%	
Asian/Pacific-Islander	84%	81%	83%	
White		92%	88%	
Multiracial		88%	36%	
Free/Reduced Lunch	71%	66%	65%	
Eng. Lang. Learners	30%	21%	63%	
Special Education	46%	53%	35%	
APP or Spectrum		99%	99%	



Franklin High School

Jennifer Wiley, *Principal*

School Plan & Budget for the 2012-2013 School Year

School Mission Statement

The mission of Franklin High School is to graduate students who have achieved academic excellence and who look forward to sharing their expertise, understanding, and compassion to create and increasingly peaceful and productive society.

School Goals

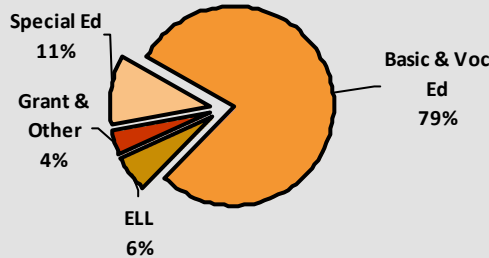
Franklin plans to have all 12th grade students take either the SAT or the ACT prior to graduation.

School Description and Plan to Achieve Goals

During the 2012-2013 we continued to focus our efforts on **math** improvement. Based on EOC scores in math, 75.3 % in Algebra and 76.6% in Geometry, we aim to increase student growth on these exams to 80% and 80% respectively. Our MAP scores for last year's 10th graders during their 9th grade year suggested that this cohort of students was performing 1.5-2 grade levels below the previous year's cohort. Our exceptional growth in math underscores the Franklin teacher's ability to accelerate the learning of our students and close the achievement gap. Our ELL math students are performing especially well with percentage rates well above both district and state averages. Our **Reading** score decreased from 80.9% to 77% during the 2011-12 school year. Our MAP scores from Fall to Spring of that cohort of students during their 9th grade year indicated that although we are making tremendous gains with that group of student relative to district and national trends our overall expected HSPE score would decline as this cohort started further behind. In addition, we had an unexpected high number of new ELL students who had limited exposure to English classes prior to taking the HSPE exam. In short, although the aggregate test score in Reading for FHS appears lower, the growth rate of individual students continues to increase. Our 2012-13 goal in Reading is to perform at 82% on the state HSPE exam. We have had outstanding performance on state exams in Reading and Writing for several years often out-performing schools with similar demographics across the state. We made gains in math and science this past Spring, performance that is much more promising than the performance we have had in previous years. Franklin has added several **AP courses** to our curriculum and is requiring all students to take at least one AP course prior to graduating from Franklin High School. Through the addition of several AP courses, we will reach the district goal of 80% of students taking a college level course by 2013.

Annual Budget Report

2012-2013 Percent of School Funding



Total 2012-2013 School Budget:

\$8,487,751

Projected 2012-13 Student Enrollment:

1378

Per-Student Funding:

\$6,159

Invitation to Participate

One of the goals of having School Reports is to support our families as critical partners with us in your student's academic success. To get involved, please share this information with your friends and neighbors, visit your child's school, or consider talking to your child's teacher or principal about joining the school's Building Leadership Team or Parent Teacher Student Association to shape your school's improvement plan.

All financial data are from the 2012-13 recommended budget.

District Mission Statement

The mission at Seattle Public Schools is to ensure every student graduates ready for college, career and life.