



Emerson Elementary

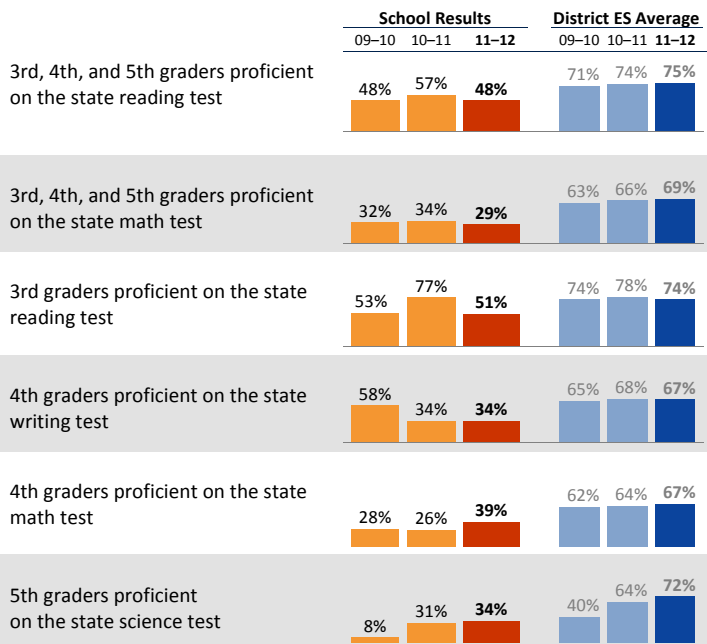
Kristina Bellamy-McClain, Principal

School Report for the 2011–2012 School Year

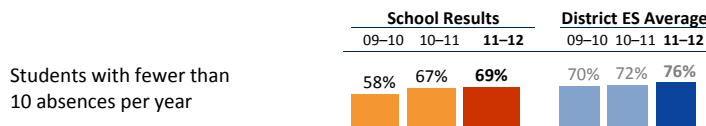
<http://emersones.seattleschools.org/>

2011-2012 School Year
 # Students: 324
 # Teachers: 24 # Other Staff: 11
 Average class size: 22
 Average daily attendance: 94.3%
 Student mobility: 15%

Student Achievement



Attendance



Accountability and School Performance

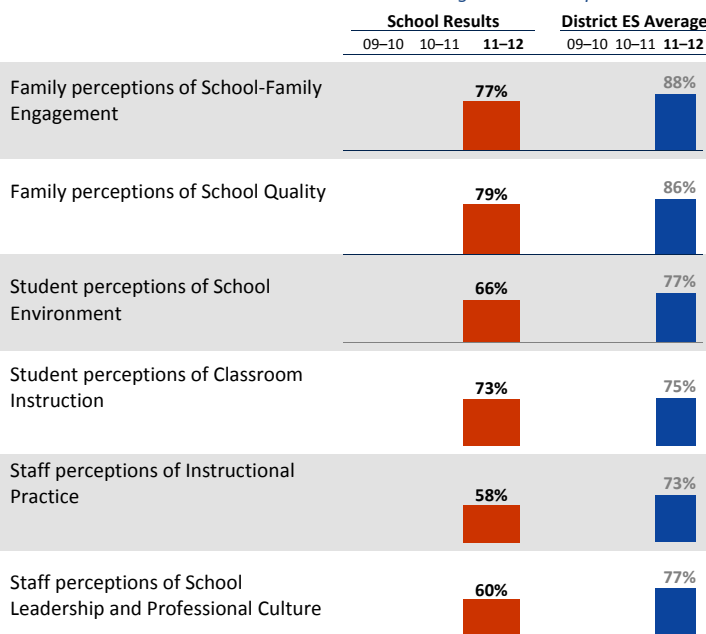
Seattle Public Schools Segmentation Level: **Level 1**

Annual Measurable Objective (AMO) target for Reading: **Below**

Annual Measurable Objective (AMO) target for Math: **Below**

Student, Family, and Staff School Climate Survey

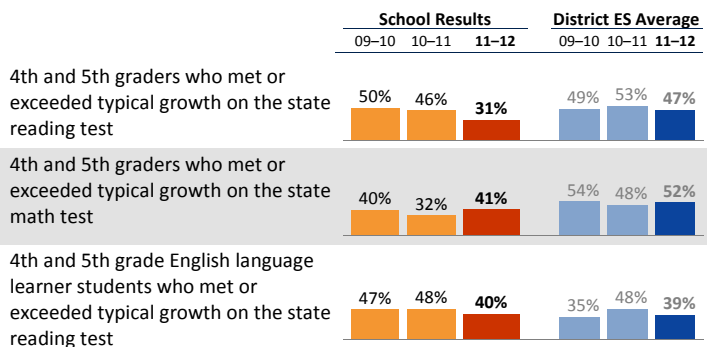
Average Positive Responses



* Families responding to survey: 8%; Students responding to survey: 72%; Staff responding to survey: 63%

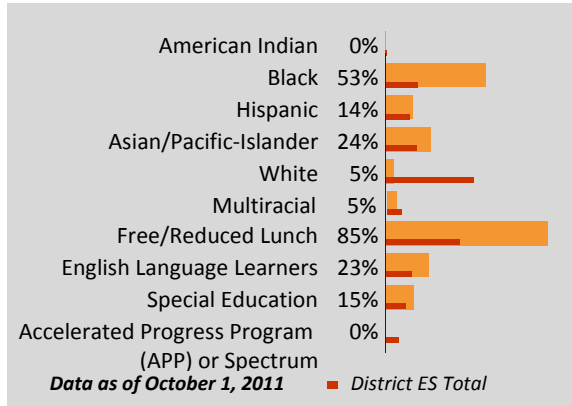
**Reported results for each survey category equal the average positive responses for a subset of questions. Detailed results can be found on the School Reports and Survey page: http://bit.ly/school_reports

Year-to-Year Growth: Following the Same Students



This measure shows how much growth students have achieved compared to similar students across the state in the same grade level. The overall metric reported is the percentage of students whose growth was average or above (50th to 99th growth percentile) on the state test. Students are compared to other students in the same grade level across the state with similar test scores in previous years.

Student Demographics



Student Proficiency on State Tests

School average compared to District elementary school average

	Reading		Mathematics	
	School	District Avg	School	District Avg
American Indian		54% ↗ 7	37%	↘ 1
Black	42%	↘ 13	21%	↗ 4
Hispanic	44%	↘ 6	13%	↘ 12
Asian/Pacific-Islander	60%	↘ 4	60%	↗ 13
White		89% ↗ 1		84% ↗ 3
Multiracial		78% ↘ 2		↗ 1
Free/Reduced Lunch	46%	↘ 9	25%	↘ 4
Eng. Lang. Learners	44%	↘ 1	18%	↘ 4
Special Education	34%	↘ 13	10%	↘ 6
APP or Spectrum		97% ↘ 2		99% ↗ 1



Emerson Elementary

Kristina Bellamy-McClain, *Principal*

School Plan & Budget for the 2012-2013 School Year

School Mission Statement

Emerson Elementary will provide a positive, respectful community that promotes high educational achievement through equitable access. Our students will be empowered to build academic confidence and become active, socially responsible citizens.

School Goals

For 3rd grade students we will increase the % of students proficient on the state math test from 41% to 70% and from 77% to 85% for reading. For 4th grade students we will increase the % of students proficient on the state math test from 25% to 70%, from 40% to 80% for reading and from 34% to 75% for writing. For 5th grade students we will increase the % of students proficient on the state math test from 33% to 70% and from 53% to 80% for reading.

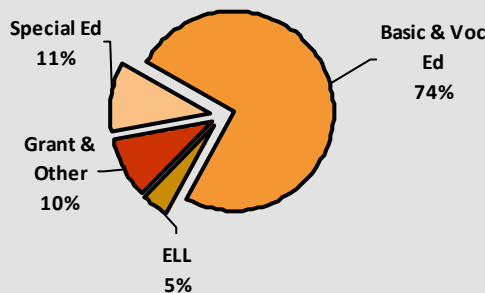
School Description and Plan to Achieve Goals

Math: Everyday Mathematics is the curriculum used in this focus area. All staff have received training on the curriculum. Emerson is supported by a math interventionist that provides targeted intervention to students and a math coach that provides targeted support to teachers. Grade level teams have common PCP time daily built into the master schedule. In addition, there are two additional hours of collaboration time provided within each week. Collaboration is attended by Special Education and ELL staff as well to provide depth in meeting the needs of all learners. Math Coach and Math Interventionist. The school Math Committee is delivering training to the staff on Math Talks and Math Workshop strategies and implementation to better meet student needs.

Reading: The structure to support academic achievement in this focus area is Reader's Workshop Methodology with a focus on Balanced Literacy (phonemic awareness, phonics, comprehension, vocabulary, and word study). Curricular support is given through Units of Reading through Teachers College, which supports student growth in stamina, and volume in reading and strategies. Grade Level teams have weekly aligned PCP times to support collaboration. SpEd and ELL attend these meetings as well to increase breadth and depth of service to students. Reading Intervention Specialist, in class teacher interventions, hourly tutors, work with small groups of no more than four students and individual students. Additionally, students learn strategies which support their ability to use higher order thinking skills. In addition, teachers have used triangulated data to identify advanced, below proficient and far below proficient student, outlining differentiated instructional strategies to be used to address students' academic needs.

Annual Budget Report

2012-2013 Percent of School Funding



All financial data are from the 2012-13 recommended budget.

Total 2012-2013 School Budget:

\$2,383,363

Projected 2012-13 Student Enrollment:

327

Per-Student Funding:

\$7,289

Invitation to Participate

One of the goals of having School Reports is to support our families as critical partners with us in your student's academic success. To get involved, please share this information with your friends and neighbors, visit your child's school, or consider talking to your child's teacher or principal about joining the school's Building Leadership Team or Parent Teacher Student Association to shape your school's improvement plan.

District Mission Statement

The mission at Seattle Public Schools is to ensure every student graduates ready for college, career and life.