



Dunlap Elementary

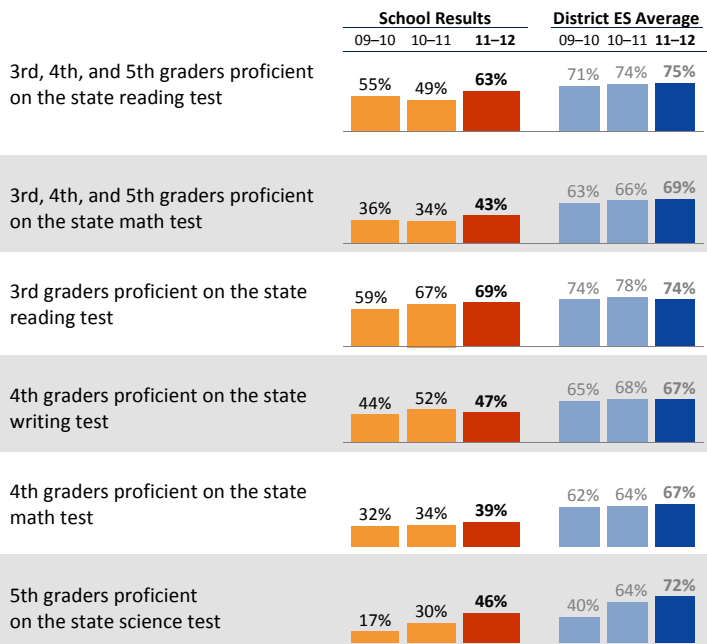
Winifred Todd, Principal

School Report for the 2011–2012 School Year

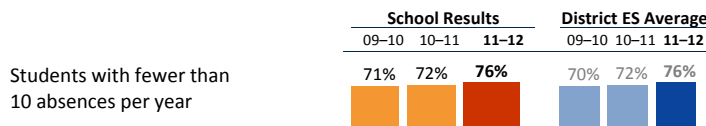
<http://dunlap.seattleschools.org/>

2011-2012 School Year
 # Students: 364
 # Teachers: 30 # Other Staff: 22
 Average class size: 24
 Average daily attendance: 95.6%
 Student mobility: 21%

Student Achievement



Attendance



Accountability and School Performance

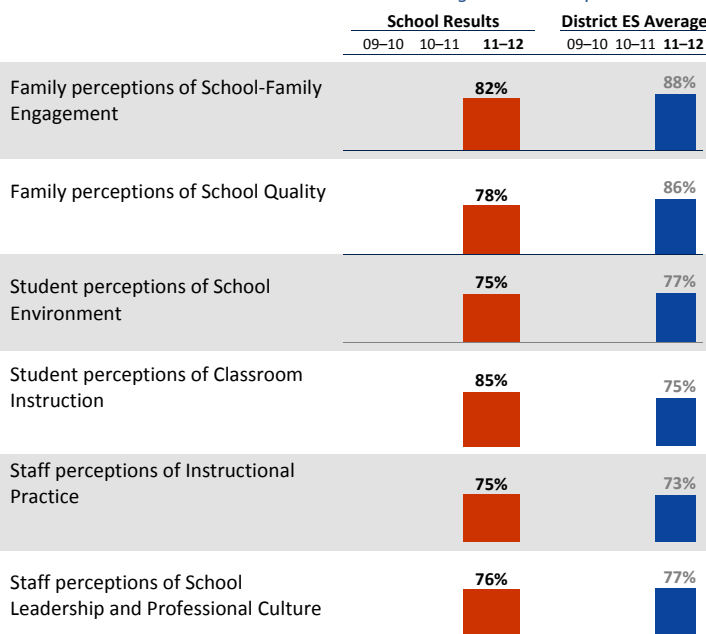
Seattle Public Schools Segmentation Level: **Level 2**

Annual Measurable Objective (AMO) target for Reading: **On/Above**

Annual Measurable Objective (AMO) target for Math: **On/Above**

Student, Family, and Staff School Climate Survey

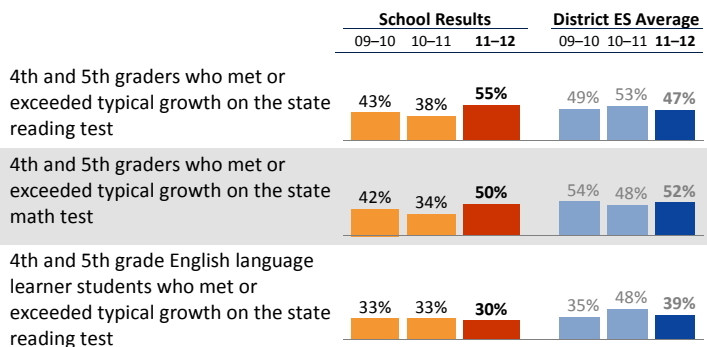
Average Positive Responses



* Families responding to survey: 10%; Students responding to survey: 93%; Staff responding to survey: 67%

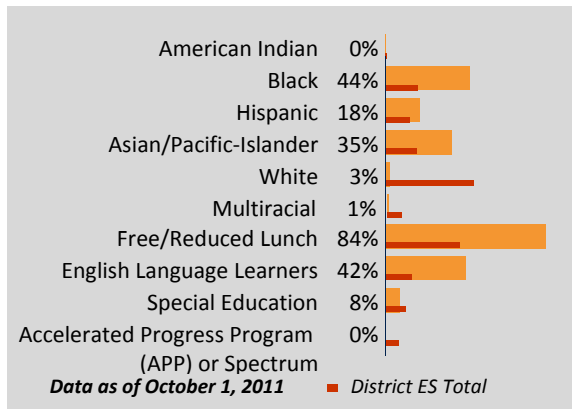
**Reported results for each survey category equal the average positive responses for a subset of questions. Detailed results can be found on the School Reports and Survey page: http://bit.ly/school_reports

Year-to-Year Growth: Following the Same Students



This measure shows how much growth students have achieved compared to similar students across the state in the same grade level. The overall metric reported is the percentage of students whose growth was average or above (50th to 99th growth percentile) on the state test. Students are compared to other students in the same grade level across the state with similar test scores in previous years.

Student Demographics



Student Proficiency on State Tests

School average compared to District elementary school average

	Reading		Mathematics	
	School	District Avg	School	District Avg
American Indian		54% ↗ 7	37%	↘ 1
Black	70%	↗ 22	42%	↗ 4
Hispanic	48%	↗ 16	33%	↗ 15
Asian/Pacific-Islander	62%	↗ 1	49%	↘ 4
White		89%	↗ 1	84%
Multiracial		78%	↘ 2	↗ 1
Free/Reduced Lunch	61%	↗ 14	39%	↗ 9
Eng. Lang. Learners	30%	↔	24%	↗ 8
Special Education	59%	↗ 39	12%	↗ 7
APP or Spectrum		97%	↘ 2	99%



Dunlap Elementary

Winifred Todd, *Principal*

School Plan & Budget for the 2012-2013 School Year

School Mission Statement

The mission of the Dunlap School is to successfully prepare students to become readers, writers and mathematicians. We are committed to providing a program that inspires students to become life-long learners ready for college and career.

School Goals

For 1st-5th grade students we will increase the % of student meeting and/or exceeding typical growth from 45% to 55% in reading and 46% to 56% in math as measured by MAP. For 3rd,4th and 5th grade students we will increase the % of students proficient on the state in reading from 63% to 73% and in math from 43% to 58%. For 3rd-5th grade English Language Learner Students we will increase the % of students proficient on the state test in reading from 30% to 45% and from 24% to 39% in math.

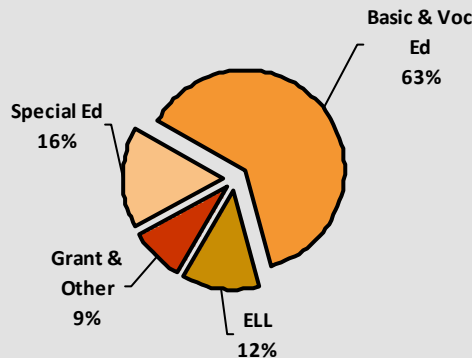
School Description and Plan to Achieve Goals

Reading: Use collaboration time and professional learning communities to analyze student work and to develop short term grade level goals in reading. Use of workshop model within the balanced literacy approach with emphasis on guided reading, interactive read aloud, independent reading and conferring. Use of interventions such as TEAM READ, Reading Leaders and tutoring afterschool to work on reading skills. Other interventions include sound partner individual tutoring through Powerful Readers and school-based tutors. Use of collaboration model with English Language Development teachers and general education homeroom teachers. Use of Instructional Assistants to work in classrooms with small groups to assist students that are English Language Learners.

Math: Use collaboration time and professional learning communities to analyze student work and develop short term grade level goals in math. Use of workshop model and skills mastery. Use of tutors and instructional assistants to work individually or in small groups with struggling students and students that are English Language Learners. Use of MIG (Math Instructional Guide) and Common Core State Standards for math curriculum mapping and strategies to enhance the teaching of the EDM curriculum. Use of math online games through EDM. Use of SuccessMaker, Extramath and Study Island for math intervention through technology lab.

Annual Budget Report

2012-2013 Percent of School Funding



All financial data are from the 2012-13 recommended budget.

Total 2012-2013 School Budget:

\$3,128,228

Projected 2012-13 Student Enrollment:

384

Per-Student Funding:

\$8,146

Invitation to Participate

One of the goals of having School Reports is to support our families as critical partners with us in your student's academic success. To get involved, please share this information with your friends and neighbors, visit your child's school, or consider talking to your child's teacher or principal about joining the school's Building Leadership Team or Parent Teacher Student Association to shape your school's improvement plan.

District Mission Statement

The mission at Seattle Public Schools is to ensure every student graduates ready for college, career and life.