



Daniel Bagley Elementary

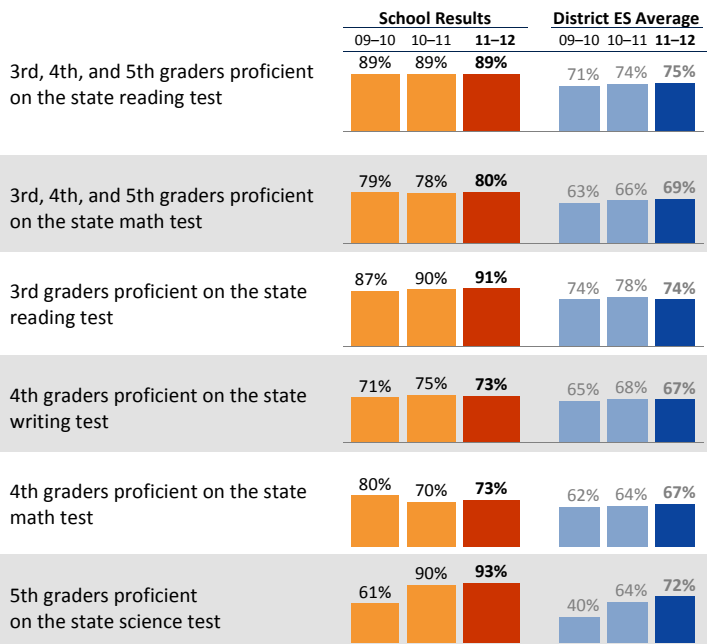
Erika Ayer, Principal

School Report for the 2011-2012 School Year

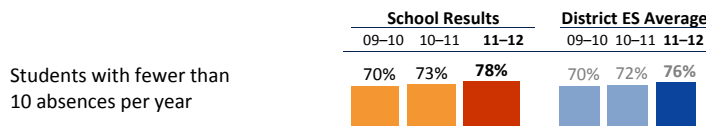
<http://bagleyes.seattleschools.org/>

2011-2012 School Year
 # Students: 393
 # Teachers: 26 # Other Staff: 10
 Average class size: 26
 Average daily attendance: 96.2%
 Student mobility: 6%

Student Achievement



Attendance



Accountability and School Performance

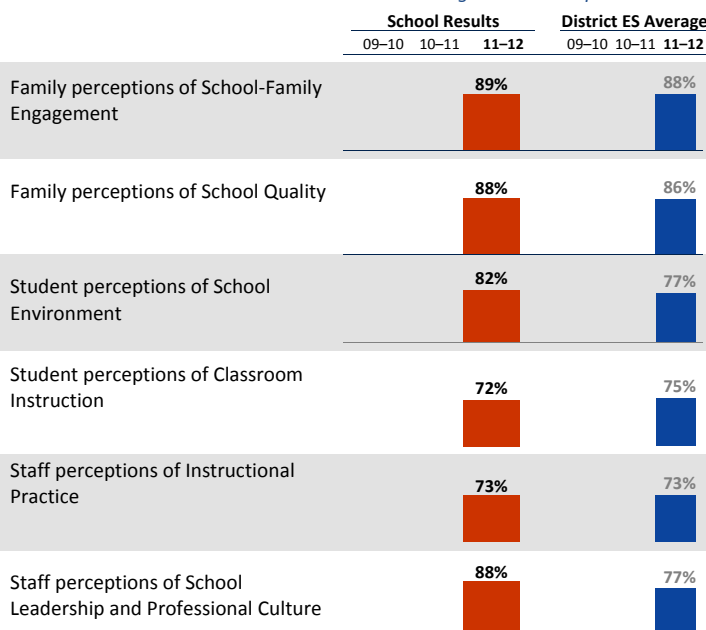
Seattle Public Schools Segmentation Level: **Level 5**

Annual Measurable Objective (AMO) target for Reading: **On/Above**

Annual Measurable Objective (AMO) target for Math: **Below**

Student, Family, and Staff School Climate Survey

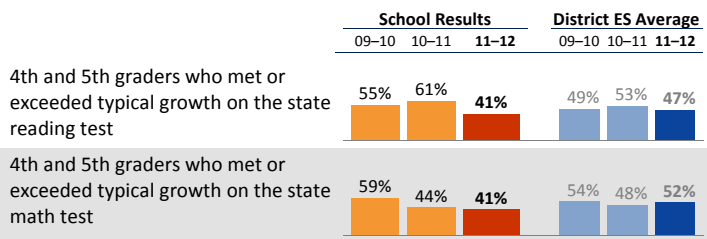
Average Positive Responses



* Families responding to survey: 26%; Students responding to survey: 94%; Staff responding to survey: 100%

**Reported results for each survey category equal the average positive responses for a subset of questions. Detailed results can be found on the School Reports and Survey page: http://bit.ly/school_reports

Year-to-Year Growth: Following the Same Students

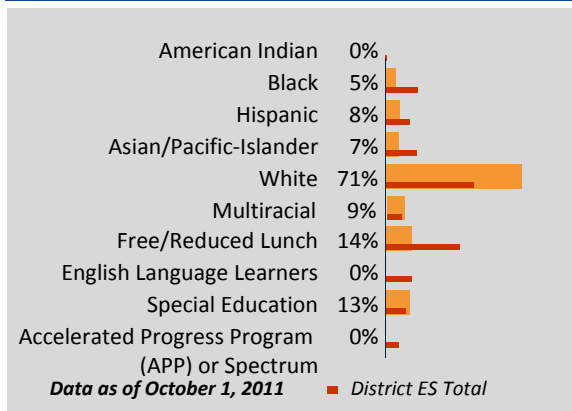


4th and 5th grade English language learner students who met or exceeded typical growth on the state reading test

Data not available

This measure shows how much growth students have achieved compared to similar students across the state in the same grade level. The overall metric reported is the percentage of students whose growth was average or above (50th to 99th growth percentile) on the state test. Students are compared to other students in the same grade level across the state with similar test scores in previous years.

Student Demographics



Student Proficiency on State Tests

School average compared to District elementary school average

	Reading		Mathematics	
	School	District Avg	School	District Avg
American Indian		54% ↗ 7	37%	↘ 1
Black	55%	↘ 9	48%	↘ 1
Hispanic	93%	↘ 7	64%	↘ 5
Asian/Pacific-Islander	82%	↘ 18	75%	↔
White	92%	↗ 3	89%	↗ 1
Multiracial	88%	↘ 7	78%	↘ 2
Free/Reduced Lunch	72%	↘ 15	56%	↗ 1
Eng. Lang. Learners		32%	↘ 1	
Special Education	63%	↗ 5	52%	↗ 1
APP or Spectrum		97%	↘ 2	



Daniel Bagley Elementary

Erika Ayer, Principal

School Plan & Budget for the 2012-2013 School Year

School Mission Statement

We are an inclusive learning community that empowers students to be their best by providing quality whole-child education in a safe and supportive environment.

School Goals

For 3rd grade students we will increase the % of students proficient on the state math test from 88.9% to 90.1% and from 90.7% to 91.4% for reading. For 4th grade students we will increase the % of students proficient on the state math test from 72.9% to 81.6%, from 72.9% to 75.5% for writing and from 93.2% to 93.9% for reading. For 5th grade students we will increase the % of students proficient on the state math test from 80% to 81.3% and from 81.8% to 86.4% in reading. For all students we will % of Students feeling positive about school from 76% to 80%.

School Description and Plan to Achieve Goals

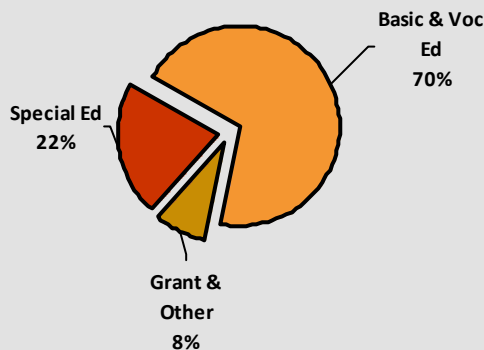
READ: Strategies include: Invest In Youth tutoring, Readers Workshop in conjunction with the Montessori Language Curriculum is taught grades K-5 by all teachers. Teachers will use mini lesson approach to Reader's Workshop and provide time for conferring. Meet in grade level bands to develop curriculum map and strategies for teaching GLE's to students. Specially Designed Instruction in the area of reading for students receiving IEP services. Leveled systems of intervention with a certificated teacher, progress monitoring(Rtl).

MATH: Strategies include: PLC work on analyzing lessons, student mathematics performance on unit test/quarter exams, exit tickets, formative assessments, and student work. Classroom lessons are differentiated to meet individual needs of students. Invest in Youth Tutoring for students needing mathematics support. IEP case managers work with general education teachers to collaboratively plan instruction and appropriate interventions to improve student learning. Teachers will team teach mathematics instruction. Leveled systems of intervention with a certificated teacher, progress monitoring(Rtl).

WRITING: Strategies include: Writers Workshop will be taught K-5 by all teachers. Expository Writing will be a focus area earlier in the in the school. Professional Learning Communities and Grade Level Band meetings will be dedicated to planning, review of student writing, calibrate scoring using TC writing continuum and adjusting instruction. Teachers also use common rubric for assessing writing.

Annual Budget Report

2012-2013 Percent of School Funding



All financial data are from the 2012-13 recommended budget.

Total 2012-2013 School Budget:

\$2,473,603

Projected 2012-13 Student Enrollment:

390

Per-Student Funding:

\$6,343

Invitation to Participate

One of the goals of having School Reports is to support our families as critical partners with us in your student's academic success. To get involved, please share this information with your friends and neighbors, visit your child's school, or consider talking to your child's teacher or principal about joining the school's Building Leadership Team or Parent Teacher Student Association to shape your school's improvement plan.

District Mission Statement

The mission at Seattle Public Schools is to ensure every student graduates ready for college, career and life.