



# Chief Sealth Intl HS

Chris Kinsey, Principal

## School Report for the 2011-2012 School Year

<http://chiefsealthhs.seattleschools.org/>

2011-2012 School Year

# Students: 1,239

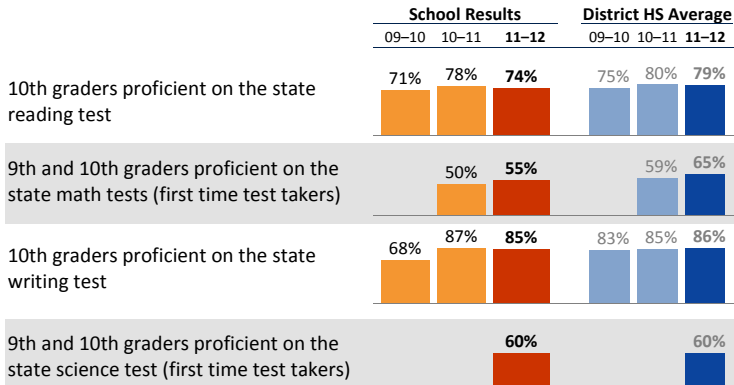
# Teachers: 72 # Other Staff: 35

Average class size: 24

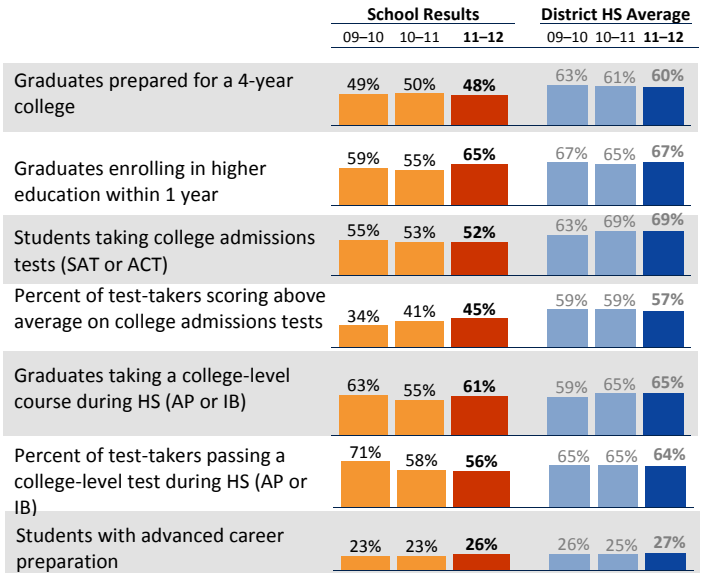
Average daily attendance: 88.6%

Student mobility: 17%

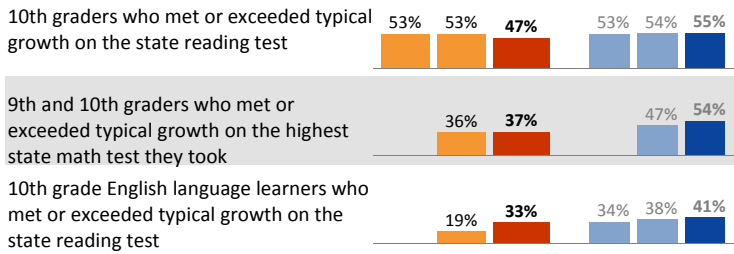
### Student Achievement



### College and Career Ready

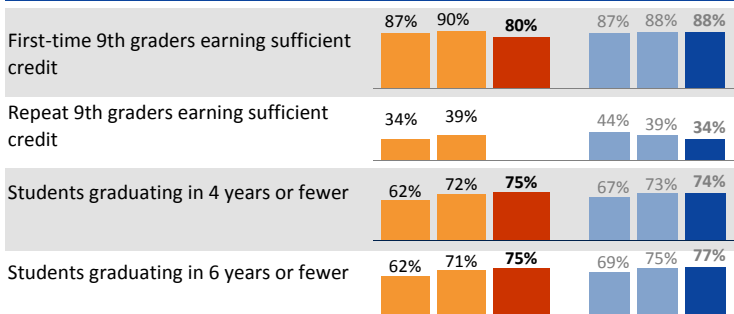


### Year-to-Year Growth: Following the Same Students

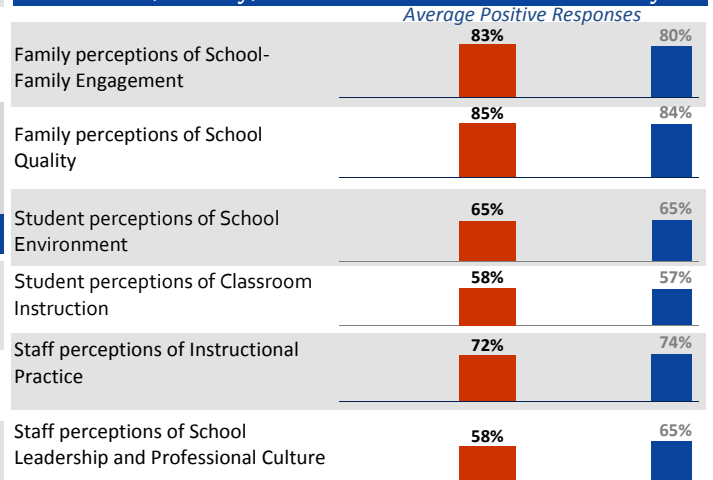


This measure shows how much growth students have achieved compared to similar students across the state in the same grade level. The overall metric reported is the percentage of students whose growth was average or above (50th to 99th growth percentile) on the state test.

### On-Track for Graduation



### Student, Family, and Staff School Climate Survey



\* Families responding to survey: 13%; Students responding to survey: 51%; Staff responding to survey: 68%  
 \*\*Reported results for each survey category equal the average positive responses for a subset of questions. Detailed results can be found here: [http://bit.ly/school\\_reports](http://bit.ly/school_reports)

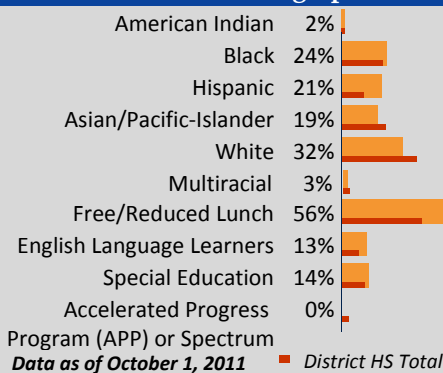
### Attendance



### Accountability and School Performance

Seattle Public Schools Segmentation Level: **Level 3**  
 Annual Measurable Objective (AMO) target for Reading: **Below**  
 Annual Measurable Objective (AMO) target for Math: **On/Above**

### Student Demographics



### Student Proficiency on State Tests

School average compared to District high school average

	Reading		Mathematics	
	School	District Avg	School	District Avg
American Indian		54%	52%	14
Black	50%	14	32%	6
Hispanic	71%	6	47%	8
Asian/Pacific-Islander	77%	5	65%	13
White	90%	4	73%	7
Multiracial	77%	4	68%	6
Free/Reduced Lunch	61%	3	43%	7
Eng. Lang. Learners	20%	5	27%	10
Special Education	30%	7	44%	34
APP or Spectrum		99%		99%



# Chief Sealth Intl HS

Chris Kinsey, *Principal*

## School Plan & Budget for the 2012-2013 School Year

### School Mission Statement

Chief Sealth International High School fosters global awareness and academic success through challenging and engaging curriculum in a safe and supportive learning environment.

### School Goals

At least 85% of 10th graders will meet or exceed state grade level standards on the High School Proficiency Exam for reading, an increase from 74% in 2012. At least 60% of students will meet or exceed state grade level standards on the Year One Math End of Course Exam, an increase from 46% in 2012. At least 65% of students will meet or exceed state grade level standards on the Year Two Math End of Course Exam, an increase from 55%.

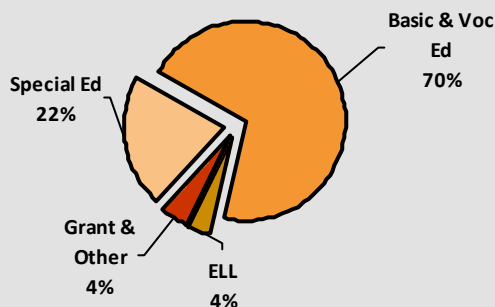
### School Description and Plan to Achieve Goals

Chief Sealth is a comprehensive high school that offers a wide array of opportunities for students who value learning in a dynamic, multi-cultural environment. It is an exceptional place that celebrates innovation and individuality. As a center of international educational excellence, we provide students opportunities to study the world both in the classroom and beyond. Our academic and arts offerings, our career preparation, and our athletic programs focus on educating global citizens. Chief Sealth High School has been recognized as one of the few Seattle Public Schools that remains a "community" school. Most of the students live close to the school, many of the alumni live near the school, and many of the students are children of Sealth alumni. We are committed to rally our neighbors in West Seattle around the positive activities at our school and for our students to reciprocate that pride and enhance our community.

To meet state and district goals, teachers are regularly meeting in Professional Learning Communities to analyze student data (HSPE, EOC, MAP, and student work) and use the information to make intentional instructional decisions aimed at increasing student achievement. In Reading we are implementing and enhancing our DEAR (Drop Everything and Read) program and in Math we are providing additional opportunities for students to receive additional math instruction and support.

### Annual Budget Report

2012-2013 Percent of School Funding



All financial data are from the 2012-13 recommended budget.

Total 2012-2013 School Budget:

**\$8,197,708**

Projected 2012-13 Student Enrollment:

**1173**

Per-Student Funding:

**\$6,989**

### Invitation to Participate

One of the goals of having School Reports is to support our families as critical partners with us in your student's academic success. To get involved, please share this information with your friends and neighbors, visit your child's school, or consider talking to your child's teacher or principal about joining the school's Building Leadership Team or Parent Teacher Student Association to shape your school's improvement plan.

### District Mission Statement

The mission at Seattle Public Schools is to ensure every student graduates ready for college, career and life.

For additional data including teacher quality, NAEP and AMO results, please visit <http://reportcard.ospi.k12.wa.us>