



Bryant Elementary

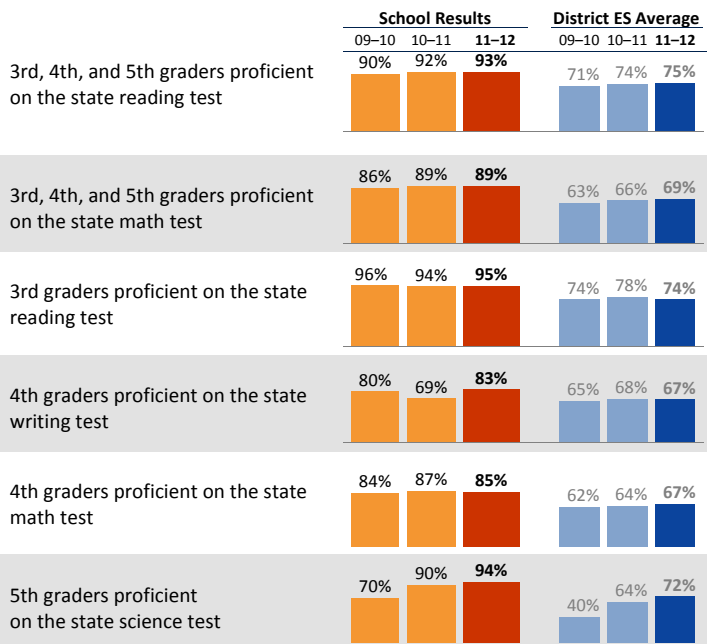
Kim Fox, Principal

School Report for the 2011-2012 School Year

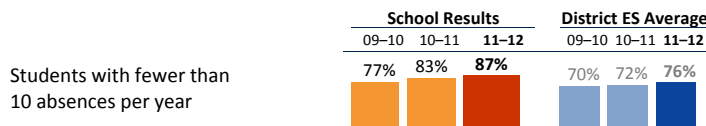
<http://bryantes.seattleschools.org/>

2011-2012 School Year
 # Students: 548
 # Teachers: 33 # Other Staff: 8
 Average class size: 23
 Average daily attendance: 96.9%
 Student mobility: 6%

Student Achievement



Attendance



Accountability and School Performance

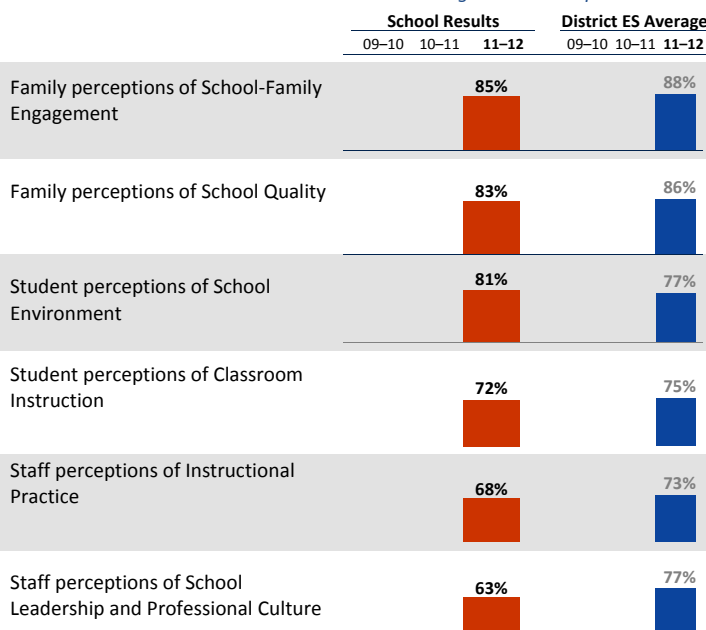
Seattle Public Schools Segmentation Level: **Level 5**

Annual Measurable Objective (AMO) target for Reading: **On/Above**

Annual Measurable Objective (AMO) target for Math: **On/Above**

Student, Family, and Staff School Climate Survey

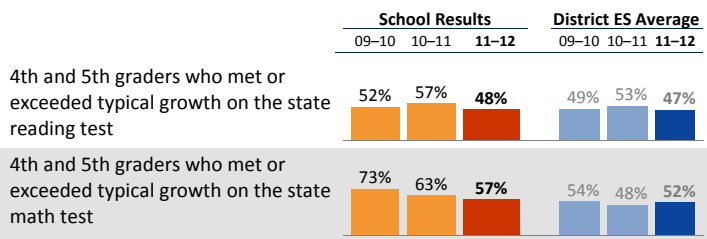
Average Positive Responses



* Families responding to survey: 35%; Students responding to survey: 93%; Staff responding to survey: 85%

**Reported results for each survey category equal the average positive responses for a subset of questions. Detailed results can be found on the School Reports and Survey page: http://bit.ly/school_reports

Year-to-Year Growth: Following the Same Students

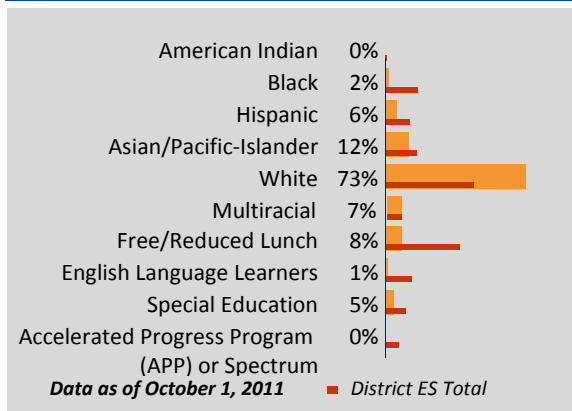


4th and 5th grade English language learner students who met or exceeded typical growth on the state reading test

Data not available

This measure shows how much growth students have achieved compared to similar students across the state in the same grade level. The overall metric reported is the percentage of students whose growth was average or above (50th to 99th growth percentile) on the state test. Students are compared to other students in the same grade level across the state with similar test scores in previous years.

Student Demographics



Student Proficiency on State Tests

School average compared to District elementary school average

	Reading		Mathematics	
	School	District Avg	School	District Avg
American Indian		54% ↗ 7	37%	↘ 1
Black		48%	↘ 1	38% ↗ 4
Hispanic	86%	↗ 11	60%	↗ 2
Asian/Pacific-Islander	90%	↗ 2	75%	↔
White	93%	↗ 1	89%	↗ 1
Multiracial	100%		78%	↘ 2
Free/Reduced Lunch	67%	↘ 5	56%	↗ 1
Eng. Lang. Learners		32%	↘ 1	32%
Special Education	65%	↘ 24	52%	↗ 1
APP or Spectrum		97%	↘ 2	99%



Bryant Elementary

Kim Fox, *Principal*

School Plan & Budget for the 2012-2013 School Year

School Mission Statement

Bryant's "Portrait of a Citizen" reflects that we are committed to providing rigorous curriculum, differentiated teaching strategies, cultural responsiveness, and sensitivity to multiple learning styles for our students. Our staff has also implemented "The Bryant Way" which focuses on positive discipline and social emotional skills. The Bryant Way is the school-wide expectation that students will take care of themselves, each other and their school.

School Goals

Our school wide goals this year include math, reading and writing. In math, Kindergarten students will identify with 100% accuracy numerals 0-50 in random order. In math on MAP, 2nd grade students will reach/exceed median RIT score of 185, and for 3rd grade, 70% of students will be at or above standard in the Everyday Math assessment. In MSP, 4th grade will increase from 84.5% to 87% and 5th from 89.7% to 92% in math. In Reading, by Spring of 2012, K students will show improvement from 9% to 90% on the sight word inventory. We will increase MSP scores in 4th grade from 92.9% to 94% and 5th grade from 89.7% to 92%. In Writing we will increase the 4th grade MSP from 83.3 to 87%.

School Description and Plan to Achieve Goals

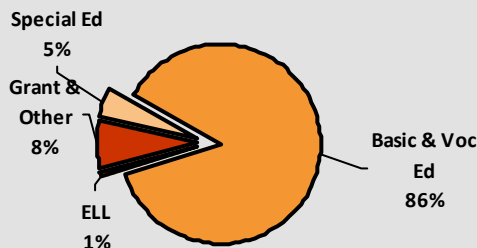
At Bryant Elementary we believe that:

- All students need to be computationally fluent as well as proficient in mathematical problem solving and written communication of mathematical thinking.
- All students need to be successful in reading and literacy with multiple text styles in order to successfully interpret their world and contribute.
- All students need to be successful in writing to communicate effectively and share ideas with others.

Each Grade Level Team/PLC meets regularly to analyze data from assessments and plan instruction. Teams design and implement differentiation strategies outlined in our ALO plan. Math and Reading Tutors provide support during classroom instruction with a focus on struggling students as well as students needing more challenge by providing small group and individual instruction and differentiation. Tutors offer support in various classrooms depending on student need. Students who are identified as struggling in reading are given extra time with the Reading Specialist for accelerated instruction and differentiation. Bryant's Reading Specialist, Resource Room Teacher, Special Education Instructional Assistant, ELL Teacher and six tutors support targeted students through co-teaching, integrated teaching, and flexible groups within the classroom setting.

Annual Budget Report

2012-2013 Percent of School Funding



All financial data are from the 2012-13 recommended budget.

Total 2012-2013 School Budget:

\$2,969,256

Projected 2012-13 Student Enrollment:

563

Per-Student Funding:

\$5,274

Invitation to Participate

One of the goals of having School Reports is to support our families as critical partners with us in your student's academic success. To get involved, please share this information with your friends and neighbors, visit your child's school, or consider talking to your child's teacher or principal about joining the school's Building Leadership Team or Parent Teacher Student Association to shape your school's improvement plan.

District Mission Statement

The mission at Seattle Public Schools is to ensure every student graduates ready for college, career and life.