



Bailey Gatzert Elementary

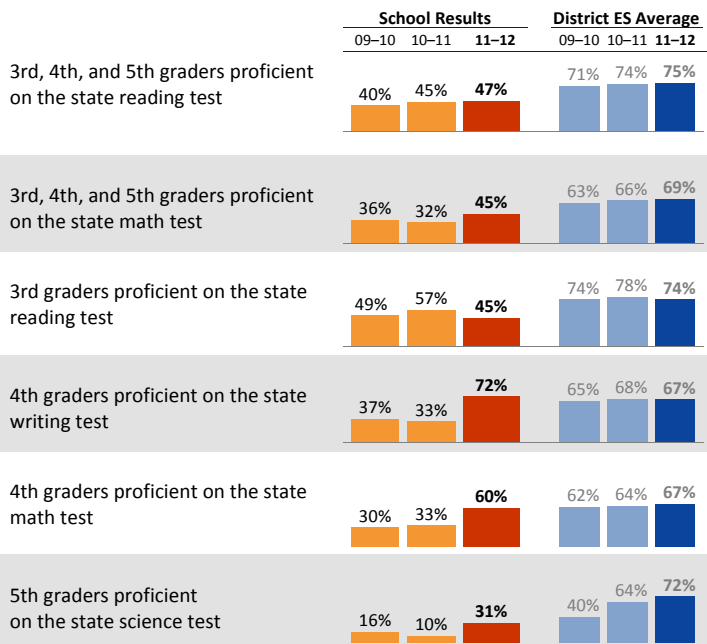
Greg Imel, Principal

School Report for the 2011–2012 School Year

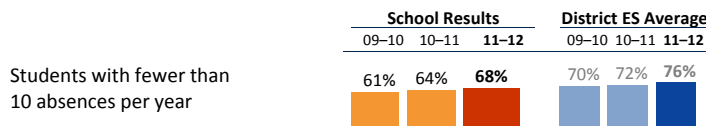
<http://gatzertes.seattleschools.org/>

2011-2012 School Year
 # Students: 371
 # Teachers: 31 # Other Staff: 20
 Average class size: 24
 Average daily attendance: 94.2%
 Student mobility: 23%

Student Achievement



Attendance



Accountability and School Performance

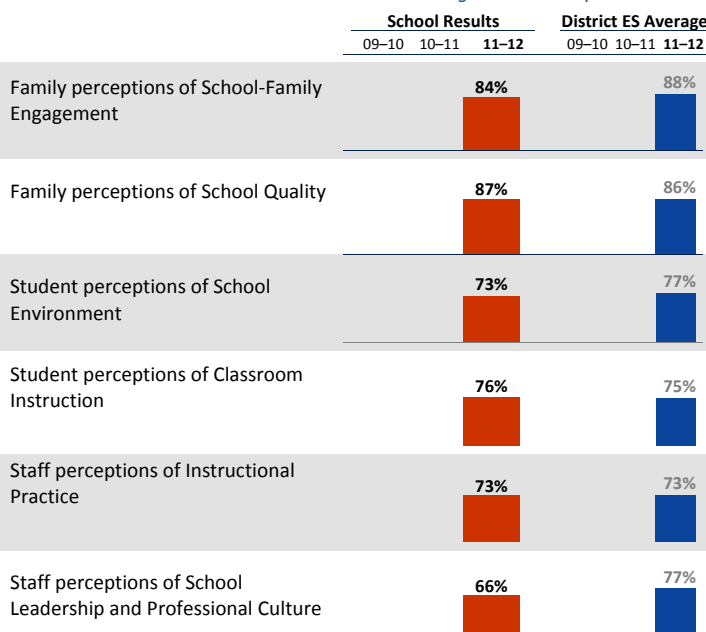
Seattle Public Schools Segmentation Level: **Level 3**

Annual Measurable Objective (AMO) target for Reading: **On/Above**

Annual Measurable Objective (AMO) target for Math: **On/Above**

Student, Family, and Staff School Climate Survey

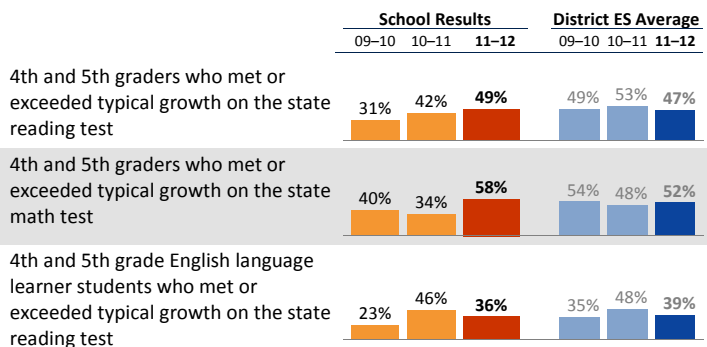
Average Positive Responses



* Families responding to survey: 9%; Students responding to survey: 90%; Staff responding to survey: 84%

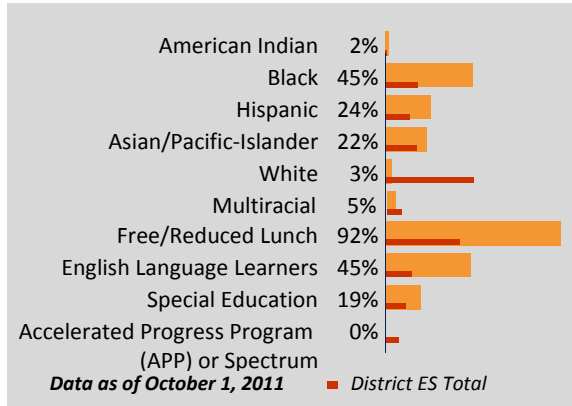
**Reported results for each survey category equal the average positive responses for a subset of questions. Detailed results can be found on the School Reports and Survey page: http://bit.ly/school_reports

Year-to-Year Growth: Following the Same Students



This measure shows how much growth students have achieved compared to similar students across the state in the same grade level. The overall metric reported is the percentage of students whose growth was average or above (50th to 99th growth percentile) on the state test. Students are compared to other students in the same grade level across the state with similar test scores in previous years.

Student Demographics



Student Proficiency on State Tests

School average compared to District elementary school average

	Reading		Mathematics	
	School	District Avg	School	District Avg
American Indian		54% ↗ 7	37%	↘ 1
Black	44%	↗ 2	48%	↘ 1
Hispanic	35%	↘ 5	60%	↗ 2
Asian/Pacific-Islander	58%	↔	75%	↔
White		89%	↗ 1	84%
Multiracial		78%	↘ 2	↗ 1
Free/Reduced Lunch	47%	↗ 3	56%	↗ 1
Eng. Lang. Learners	28%	↘ 2	32%	↘ 1
Special Education	18%	↘ 1	52%	↗ 1
APP or Spectrum		97%	↘ 2	99%



Bailey Gatzert Elementary

Greg Imel, *Principal*

School Plan & Budget for the 2012-2013 School Year

School Mission Statement

At Bailey Gatzert, we honor and cultivate each child's individual gifts and talents while developing academic excellence and social-emotional strength. We empower children to contribute positively to our diverse and dynamic society through lifelong learning and personal integrity.

School Goals

For reading, we will increase the % of students proficient on the state test from 45% to 60% in third grade, from 60% to 70% for 4th grade, and from 35 % to 60% for 5th grade. For math we will increase the % of students proficient on the state test from 39% to 60% in third grade, from 60% to 70% for 4th grade, and from 35% to 60% for 5th grade. For writing, we will increase the % of students proficient on the state test from 72% to 75% for 4th grade. For science, we will increase the % of students proficient on the state test from 31% to 50% for 5th grade.

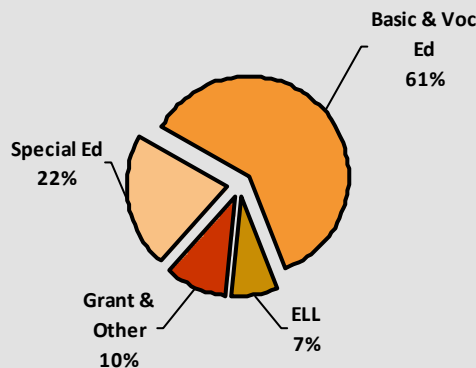
School Description and Plan to Achieve Goals

Reading: Implement a Balanced Literacy Program including Guided Reading, Literature study, Interactive read aloud, Conferring, Words Their Way, and Independent Reading. School wide implementation of K-5 classroom libraries to support Independent Reading with just right books. Columbia Teachers College Readers' and Writers' Workshop and Early Learning Literacy Program implemented school wide. K-2 teachers and specialists are using workshop model to pull small groups to provide differentiated instruction. ELL and two Title Reading Specialists are collaborating with classroom teachers. Introduce staff to Language Arts/ Common Core State Standards in anticipation of District roll out.

Math: Collaborative planning and instruction with Title I Math Specialist and classroom teachers using Everyday Math curriculum. Implementation of Common Core Math State Standards in K-2 classrooms. Math Olympiad meets weekly and targets 4th and 5th graders by differentiating challenging math problems. Jump Math is an intervention program that targets 4th graders. Expanded Learning Opportunities include after school programs coordinated by Seattle University. They include the Brain Train, Rehawks Reading Corps, Team Read, America SCORES, and Seattle Music Partners. 50% of K-5 students participate Monday through Thursday in both academic and enrichment programs.

Annual Budget Report

2012-2013 Percent of School Funding



All financial data are from the 2012-13 recommended budget.

Total 2012-2013 School Budget:

\$3,344,767

Projected 2012-13 Student Enrollment:

405

Per-Student Funding:

\$8,259

Invitation to Participate

One of the goals of having School Reports is to support our families as critical partners with us in your student's academic success. To get involved, please share this information with your friends and neighbors, visit your child's school, or consider talking to your child's teacher or principal about joining the school's Building Leadership Team or Parent Teacher Student Association to shape your school's improvement plan.

District Mission Statement

The mission at Seattle Public Schools is to ensure every student graduates ready for college, career and life.