



Arbor Heights Elementary

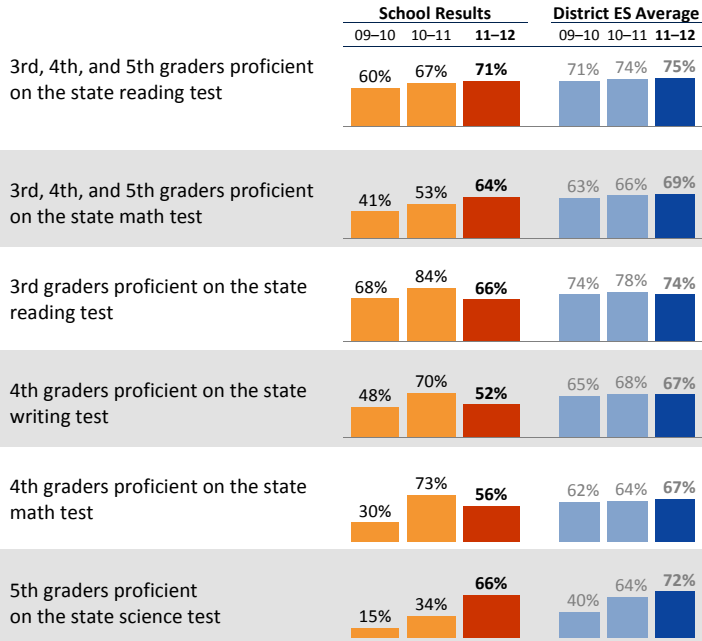
Christy Collins, Principal

School Report for the 2011–2012 School Year

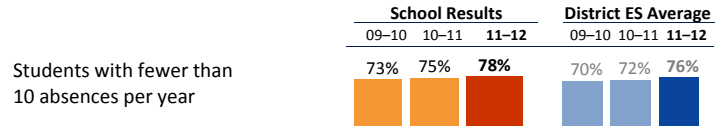
www.arborheights.com

2011-2012 School Year
 # Students: 363
 # Teachers: 23 # Other Staff: 10
 Average class size: 22
 Average daily attendance: 96.2%
 Student mobility: 8%

Student Achievement



Attendance



Accountability and School Performance

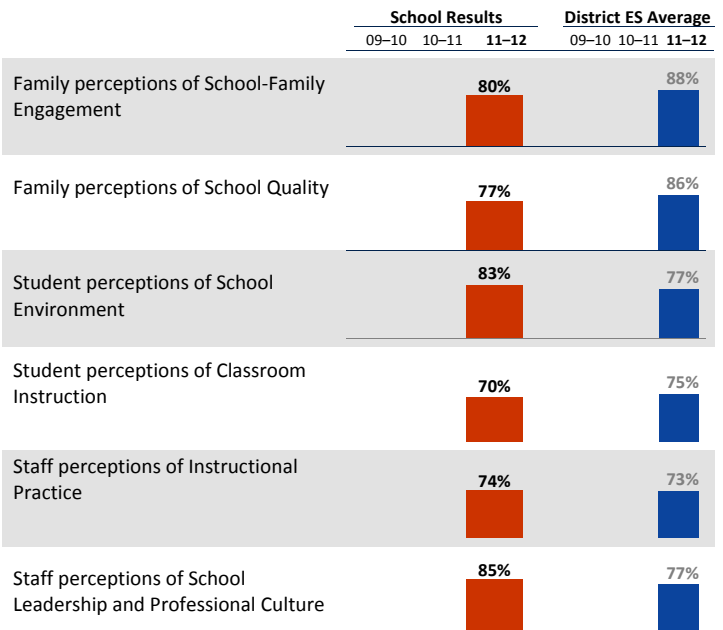
Seattle Public Schools Segmentation Level: **Level 3**

Annual Measurable Objective (AMO) target for Reading: **On/Above**

Annual Measurable Objective (AMO) target for Math: **On/Above**

Student, Family, and Staff School Climate Survey

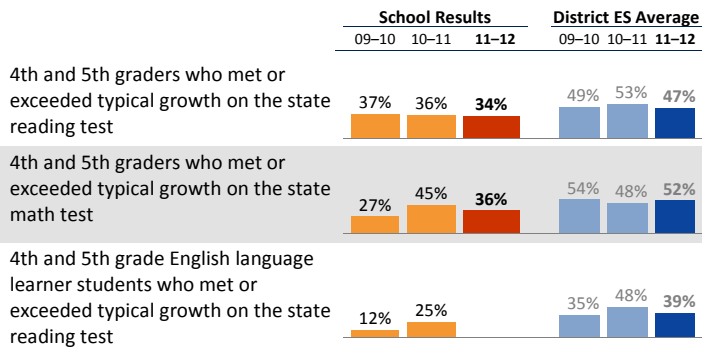
Average Positive Responses



* Families responding to survey: 21%; Students responding to survey: 13%; Staff responding to survey: 67%

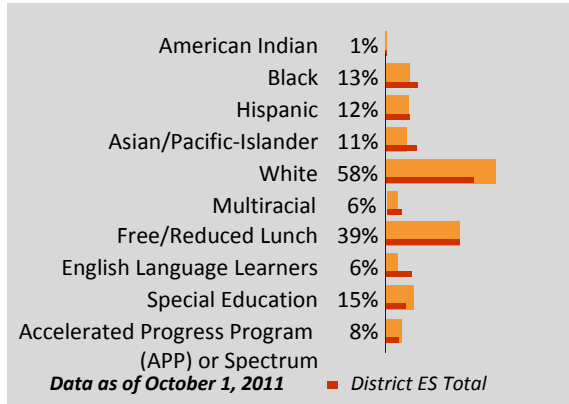
**Reported results for each survey category equal the average positive responses for a subset of questions. Detailed results can be found on the School Reports and Survey page: http://bit.ly/school_reports

Year-to-Year Growth: Following the Same Students



This measure shows how much growth students have achieved compared to similar students across the state in the same grade level. The overall metric reported is the percentage of students whose growth was average or above (50th to 99th growth percentile) on the state test. Students are compared to other students in the same grade level across the state with similar test scores in previous years.

Student Demographics



Student Proficiency on State Tests

School average compared to District elementary school average

	Reading		Mathematics	
	School	District Avg	School	District Avg
American Indian		54% ↗ 7	37%	↘ 1
Black	53%	↘ 10	48%	↘ 1
Hispanic	70%	↗ 16	60%	↗ 2
Asian/Pacific-Islander	58%	↘ 2	75%	↔
White	78%	↗ 2	89%	↗ 1
Multiracial		78%	↘ 2	↗ 1
Free/Reduced Lunch	57%	↗ 4	56%	↗ 1
Eng. Lang. Learners	25%	↗ 1	32%	↘ 1
Special Education	38%	↘ 13	52%	↗ 1
APP or Spectrum	100%	97%	↘ 2	100%
			76%	↗ 1
			52%	↗ 12
			50%	↘ 7
			71%	↗ 7
			84%	↗ 3
			47%	↗ 4
			33%	↗ 33
			30%	↗ 9
			39%	↗ 2
			99%	↗ 1



Arbor Heights Elementary

Christy Collins, *Principal*

School Plan & Budget for the 2012-2013 School Year

School Mission Statement

Arbor Heights Elementary School is a community dedicated to fostering
 The development of lifelong critical and creative thinkers
 The mission of Arbor Heights Elementary is to educate and encourage
 Student development in all areas

School Goals

71% of 3rd, 4th and 5th grade students were proficient on the state reading test. This is 4% less than the Seattle Public Schools' average. For intermediate students in the general education program we will increase the percentage of students making gains on state reading test from 71% to 80%. For students in special education the Annual Measurable Objective in reading and math will improve to 60% or higher.

64% of 3rd, 4th and 5th grade students were proficient on the state math test. For intermediate students in the general education program we will increase the percentage of students making gains on state math test from 64% to 80%.

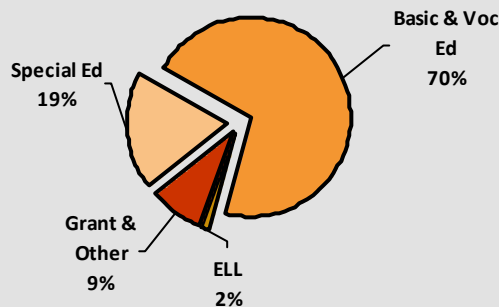
School Description and Plan to Achieve Goals

ReadingBalanced Literacy strategies: Guided Reading/Independent Reading/Small Group instruction/Daily Five Provide a print rich environment that includes: Letter name and sound activities Modeling reading Literature Groups using "Good Fit" reading materials. Teaching strategies based on Balanced Literacy and Readers' Workshop will be utilized to increase comprehension, fluency, phonemic awareness. & phonics. Students qualifying for LAP services will participate in TIER 2 Intervention programs as a second opportunity to acquire balanced literacy skills. The students will be enrolled five days per week/ 90 minutes per day in the evidence-based intervention programs: System 180® and System 44®. Teachers meet at least twice per month for grade level Professional Learning Communities discussion of alignment of practice, assessments review and to discuss progress-monitoring of students within the grade level. Teachers have common planning time daily as the master schedule provides grade level PCP at the same time. Balanced literacy instruction beginning with guided reading instruction at all grade levels will provide differentiated instruction in reading. Teachers at each grade level look at progress monitoring assessments in reading and then group students by ability. Groups will be flexible to accommodate students whose reading abilities change. Reading materials include an emphasis on Informational and Literary text.

Math: Clear teaching points will be used across all subject areas and connections between math and other content area will be made. Staff will use EDM Games and other activities to increase computational skills. Staff will use consistent algorithms and EDM tools/language in during instruction. ST Math, a computer-based program emphasizing problem-solving and spatial skills is used at all grade levels. Home access for Dreambox® and ST Math® is provided to all students.

Annual Budget Report

2012-2013 Percent of School Funding



All financial data are from the 2012-13 recommended budget.

Total 2012-2013 School Budget:

\$2,417,539

Projected 2012-13 Student Enrollment:

391

Per-Student Funding:

\$6,183

Invitation to Participate

One of the goals of having School Reports is to support our families as critical partners with us in your student's academic success. To get involved, please share this information with your friends and neighbors, visit your child's school, or consider talking to your child's teacher or principal about joining the school's Building Leadership Team or Parent Teacher Student Association to shape your school's improvement plan.

District Mission Statement

The mission at Seattle Public Schools is to ensure every student graduates ready for college, career and life.