



Alki Elementary

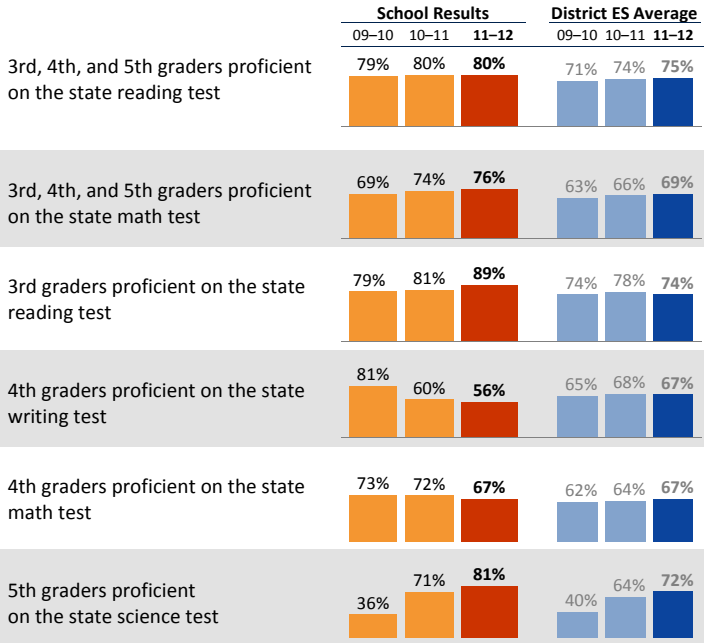
Chanda Oatis, Principal

School Report for the 2011–2012 School Year

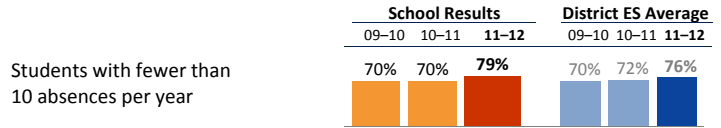
<http://alkies.seattleschools.org/>

2011-2012 School Year
 # Students: 355
 # Teachers: 23 # Other Staff: 8
 Average class size: 25
 Average daily attendance: 96.1%
 Student mobility: 8%

Student Achievement



Attendance



Accountability and School Performance

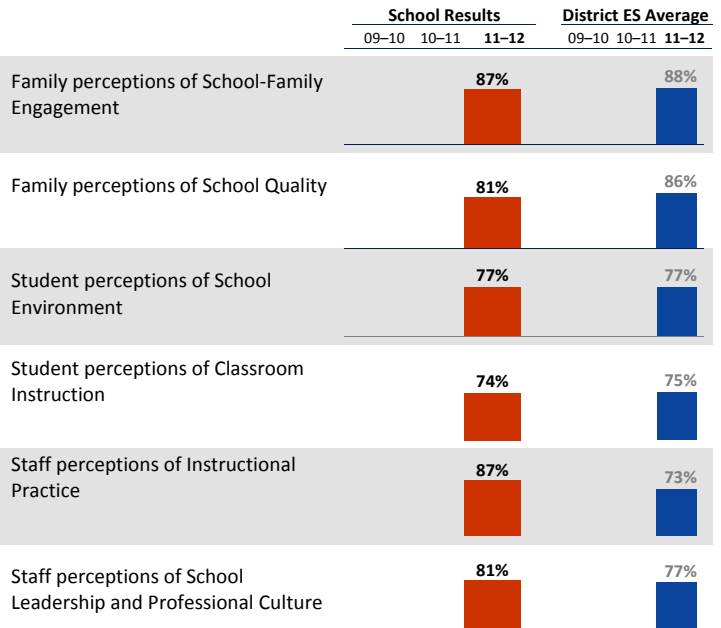
Seattle Public Schools Segmentation Level: **Level 5**

Annual Measurable Objective (AMO) target for Reading: **Below**

Annual Measurable Objective (AMO) target for Math: **On/Above**

Student, Family, and Staff School Climate Survey

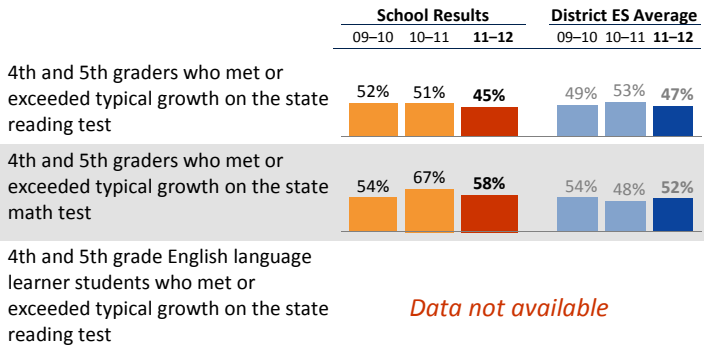
Average Positive Responses



* Families responding to survey: 21%; Students responding to survey: 100%; Staff responding to survey: 61%

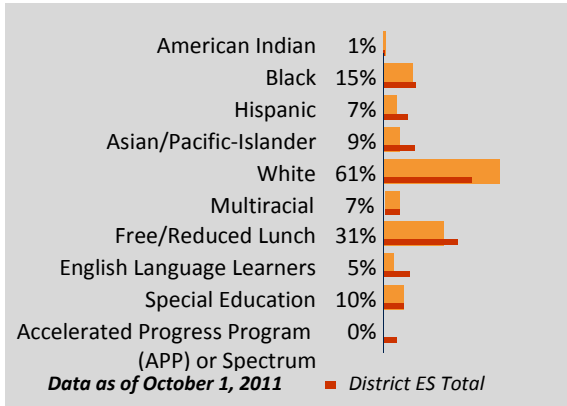
**Reported results for each survey category equal the average positive responses for a subset of questions. Detailed results can be found on the School Reports and Survey page: http://bit.ly/school_reports

Year-to-Year Growth: Following the Same Students



This measure shows how much growth students have achieved compared to similar students across the state in the same grade level. The overall metric reported is the percentage of students whose growth was average or above (50th to 99th growth percentile) on the state test. Students are compared to other students in the same grade level across the state with similar test scores in previous years.

Student Demographics



Student Proficiency on State Tests

School average compared to District elementary school average

	Reading		Mathematics	
	School	District Avg	School	District Avg
American Indian		54% ↗ 7	37%	↘ 1
Black	75%	↗ 2	48%	↘ 1
Hispanic	67%	↘ 7	60%	↗ 2
Asian/Pacific-Islander	63%	↘ 11	75%	↔
White	87%	↗ 2	89%	↗ 1
Multiracial	81%	↗ 11	78%	↘ 2
Free/Reduced Lunch	65%	↘ 5	56%	↗ 1
Eng. Lang. Learners		32%	↘ 1	
Special Education	62%	↗ 2	52%	↗ 1
APP or Spectrum		97%	↘ 2	



Alki Elementary

Chanda Oatis, *Principal*

School Plan & Budget for the 2012-2013 School Year

School Mission Statement

The Alki school community works collaboratively to ensure that each student achieves academically, socially and emotionally.

School Goals

- **State Math Assessment:** 3rd grade will have 78.4% students proficient on the state assessment. 4th grade will increase the percentage of students proficient from 66.7% to 78.4%. 5th grade will increase the percentage of students proficient from 76.6% to 78.4%.
- **State Reading Assessment:** 3rd grade will have 80.2% of students proficient on the state assessment. 4th grade will increase the percentage of students proficient from 72.9% to 80.2%. 5th grade will increase the percentage of students proficient from 78.1% to 80.2%.
- **State Writing Assessment:** 4th grade will increase the percentage of students proficient from 56.3% to 65%.
- **State Science Assessment:** 5th grade students will increase the percentage of students proficient from 81.3% to 85%.

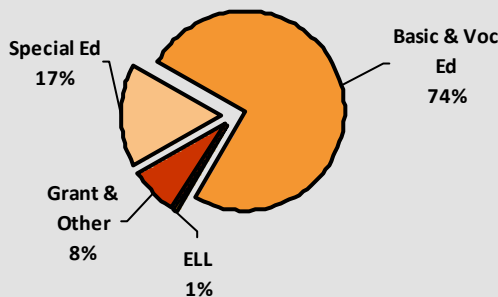
School Description and Plan to Achieve Goals

Reading: K-5 teachers will implement a Balanced Literacy Program: Interactive Read Aloud, Independent Reading, Shared Reading; Guided Reading and Word Work Increase collection of leveled texts K-5. Students will appropriately be matched to “just right” books during Independent Reading (RW). Collections will specifically focus on materials that are “high interest” for boys and support our ELL students. Teachers will utilize the Teachers College Reading and Writing Project Units of Study to explicitly teach Reading skills and strategies. Targeted Intervention for 1st - 5th grade students significantly below standard through small group instruction and supplementary tutoring. Provide small group tutoring that includes decoding, fluency and/or comprehension instruction.

Math: K-5 teachers will use SPS MIG and supplemental materials provided. Use data from MSP, MAP, Math in Focus assessments, and classroom observations to inform small group instruction targeting specific mathematics skills. Targeted intervention for 3-5th grade students not meeting standard on the MSP through small group tutoring. Lower class size in 3rd grade to provide classroom support enabling teachers to focus on smaller groups of students for targeted skill instruction. Focus classroom instruction on providing a clear teaching point and anchor charts that reflect mathematics skills and strategies.

Annual Budget Report

2012-2013 Percent of School Funding



All financial data are from the 2012-13 recommended budget.

Total 2012-2013 School Budget:

\$2,169,128

Projected 2012-13 Student Enrollment:

336

Per-Student Funding:

\$6,456

Invitation to Participate

We want to support our families as critical partners with us in your student's academic success. To get involved, please share this information with your friends and neighbors, visit your child's school, consider talking to your child's teacher or principal about joining the school's Building Leadership Team or Parent Teacher Association to shape your school's improvement plan.

District Mission Statement

The mission at Seattle Public Schools is to ensure every student graduates ready for college, career and life.