



# Adams Elementary

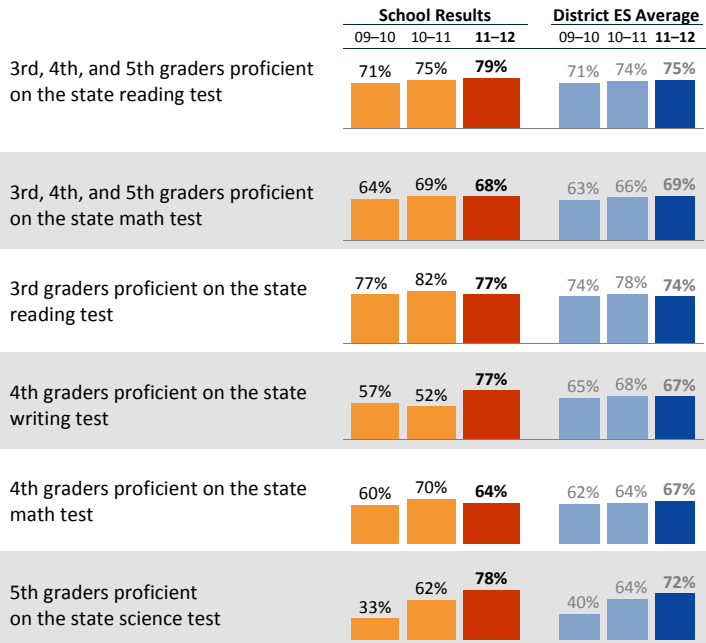
Anne Johnson, Principal

## School Report for the 2011–2012 School Year

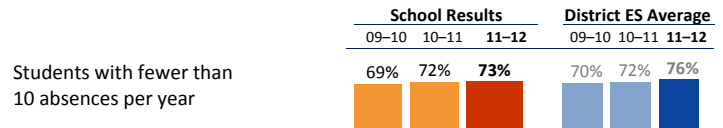
<http://adamses.seattleschools.org/>

**2011-2012 School Year**  
 # Students: 473  
 # Teachers: 31 # Other Staff: 9  
 Average class size: 24  
 Average daily attendance: 95.6%  
 Student mobility: 8%

### Student Achievement



### Attendance



### Accountability and School Performance

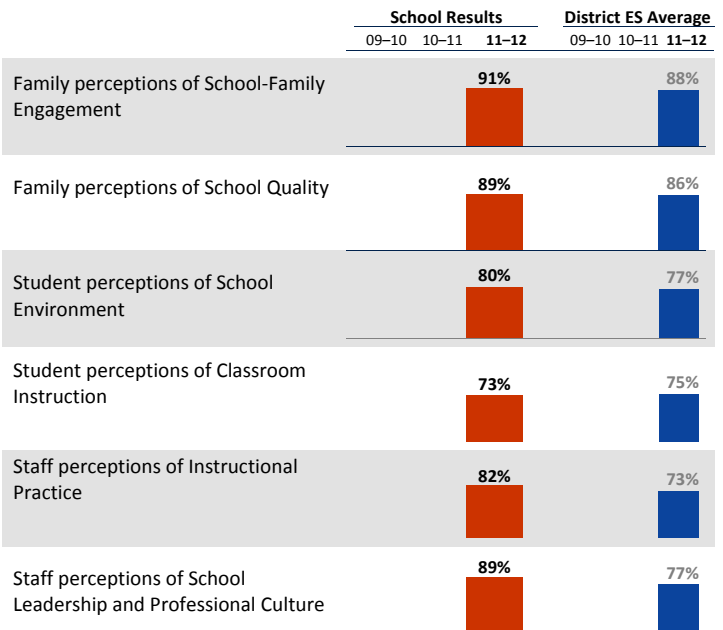
Seattle Public Schools Segmentation Level: **Level 4**

Annual Measurable Objective (AMO) target for Reading: **On/Above**

Annual Measurable Objective (AMO) target for Math: **Below**

### Student, Family, and Staff School Climate Survey

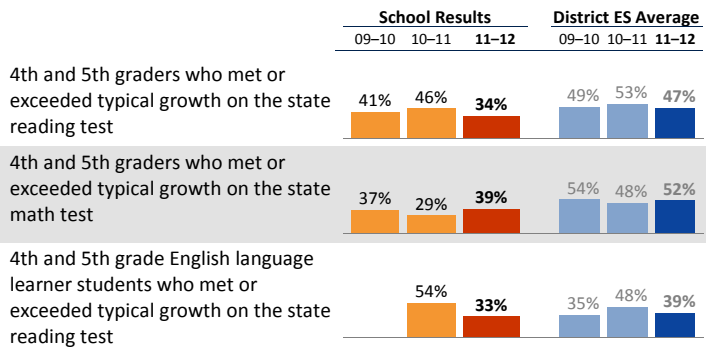
Average Positive Responses



\* Families responding to survey: 27%; Students responding to survey: 89%; Staff responding to survey: 100%

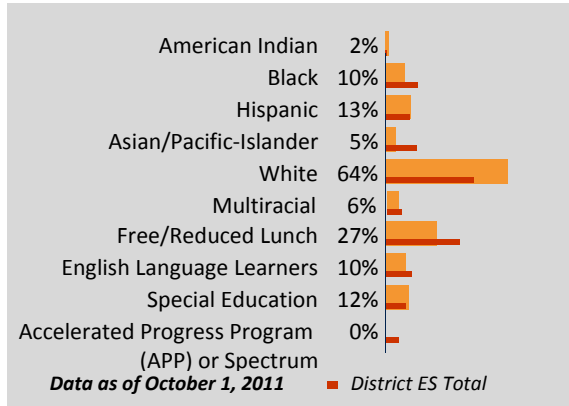
\*\*Reported results for each survey category equal the average positive responses for a subset of questions. Detailed results can be found on the School Reports and Survey page: [http://bit.ly/school\\_reports](http://bit.ly/school_reports)

### Year-to-Year Growth: Following the Same Students



This measure shows how much growth students have achieved compared to similar students across the state in the same grade level. The overall metric reported is the percentage of students whose growth was average or above (50th to 99th growth percentile) on the state test. Students are compared to other students in the same grade level across the state with similar test scores in previous years.

### Student Demographics



### Student Proficiency on State Tests

School average compared to District elementary school average

	Reading		Mathematics	
	School	District Avg	School	District Avg
American Indian		54% ↗ 7	37%	↘ 1
Black	46%	↘ 11	48%	↘ 1
Hispanic	64%	↗ 2	44%	↗ 5
Asian/Pacific-Islander	75%		75%	↘ 7
White	92%	↗ 9	82%	↘ 2
Multiracial	71%	↗ 8	36%	↘ 19
Free/Reduced Lunch	52%	↘ 1	38%	↘ 3
Eng. Lang. Learners	26%	↘ 3	37%	↗ 11
Special Education	57%	↗ 11	52%	↗ 1
APP or Spectrum		97%		↘ 2



# Adams Elementary

Anne Johnson, *Principal*

## School Plan & Budget for the 2012-2013 School Year

### School Mission Statement

Our mission is to provide challenging, arts infused instruction for all students so that their academic, social and emotional needs are met.

### School Goals

4th grade students will increase math proficiency on the MSP from 70% to 80%. 5th grade students will increase math proficiency from 54.3% to 65%. 3rd grade students will increase reading proficiency on the MSP from 82% to 90%. 4th grade students will increase reading proficiency on MSP from 76% to 85%. 5th grade students will increase proficiency in on MSP from 70% to 81%. 5th grade students will increase science proficiency on the MSP from 62% to 75%.

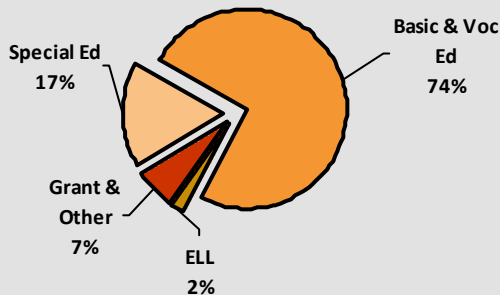
### School Description and Plan to Achieve Goals

**Math:** There are two "walk to math" blocks. Students receive instruction at their appropriate level and support services are targeted to the high need classrooms. Resource services support math instruction, giving students a "second dose" of instruction to scaffold learning.

**Reading:** Students work together in collaborative learning groups. Teachers collaborate at grade level to align instruction. Special ed students receive support and scaffolding per IEP goals to meet standard in general ed classrooms. Special ed students receive support and scaffolding per IEP goals to meet standard in general ed classrooms. Students are provided reading buddies and advanced learning opportunities to give them extra time to develop literacy skills. Global Reading Challenge materials are given to all 4th and 5th graders. Extra reading is done mostly outside of class. Teams compete in the citywide reading contest.

### Annual Budget Report

2012-2013 Percent of School Funding



All financial data are from the 2012-13 recommended budget.

Total 2012-2013 School Budget:

**\$3,213,284**

Projected 2012-13 Student Enrollment:

**492**

Per-Student Funding:

**\$6,531**

### Invitation to Participate

One of the goals of having School Reports is to support our families as critical partners with us in your student's academic success. To get involved, please share this information with your friends and neighbors, visit your child's school, or consider talking to your child's teacher or principal about joining the school's Building Leadership Team or Parent Teacher Student Association to shape your school's improvement plan.

### District Mission Statement

The mission at Seattle Public Schools is to ensure every student graduates ready for college, career and life.